

**Barrington Public Library District**  
**Statement of Activities and Changes in Fund Balances**  
**As of January 31, 2020**

	All Funds 1/1/2020 to 1/31/2020	All Funds 7/1/2019-1/31/20	% of Annual Budget
<b>Revenue</b>			
Property Tax	\$0.00	\$3,621,478.72	50.22 %
Other Taxes	\$7,802.24	\$31,052.76	103.51 %
Impact Fees	\$1,020.52	\$3,830.40	40.32 %
Operating Revenue	\$7,668.36	\$55,665.30	65.49 %
Grants	\$0.00	\$55,196.25	100.00 %
Donations	\$250.00	\$935.00	74.80 %
Rental Income	\$100.00	\$700.00	58.33 %
Interest Income & Unrealized Gain (Loss)	\$15,088.43	\$128,320.38	102.66 %
Miscellaneous Income	\$227.74	\$2,584.81	107.70 %
<b>Total Revenue</b>	<b>\$32,157.29</b>	<b>\$3,899,763.62</b>	<b>51.85 %</b>
<b>Expenditures</b>			
Salaries	\$226,667.55	\$1,836,845.06	57.41 %
Benefits	\$77,117.27	\$453,488.23	54.88 %
Staff Development & Training	\$4,124.86	\$43,824.75	35.52 %
Library Materials	\$73,625.34	\$413,973.67	49.65 %
Electronic Information	\$13,674.84	\$88,644.93	52.11 %
Library Programs	\$3,929.22	\$28,704.56	28.90 %
District Admin & Operating Expense	\$58,767.20	\$86,308.57	58.21 %
Facility Operating Expense	\$40,606.71	\$310,067.98	46.99 %
Capital Assets	\$194,329.36	\$876,529.47	38.55 %
Furniture, Fixtures & Equipment	\$3,141.28	\$10,530.33	7.40 %
Technology Hardware & Software	\$39,863.21	\$192,902.71	40.01 %
Professional Services	\$17,270.00	\$55,182.47	32.49 %
Trustee Expenses	\$374.71	\$1,223.43	36.41 %
<b>Total Expenditures</b>	<b>\$753,491.55</b>	<b>\$4,398,226.16</b>	<b>48.16 %</b>
<b>NET SURPLUS/(DEFICIT)</b>	<b>(\$721,334.26)</b>	<b>(\$498,462.54)</b>	
<b>FUND BALANCE BEGINNING OF PERIOD</b>	<b>\$9,434,021.61</b>	<b>\$9,211,149.89</b>	
<b>FUND BALANCE JANUARY 31, 2020</b>	<b>\$8,712,687.35</b>	<b>\$8,712,687.35</b>	


# Barrington Public Library District

## Asset Balance Analysis

	January 31, 2020	January 31, 2019	Change
<b><u>Fund Balances</u></b>			
Operational Checking-Barrington Bank (.58%)	\$747,755.24	\$147,248.96	\$600,506.28
Payroll Checking-Barrington Bank	\$4,785.32	\$6,505.18	(\$1,719.86)
Merchant Account-Barrington Bank	\$5,391.33	\$11,372.05	(\$5,980.72)
Petty Cash - Administration	\$200.00	\$200.00	\$0.00
Petty Cash - Circulation	\$600.00	\$600.00	\$0.00
Sawyer Falduto	\$1,060,316.37	\$1,022,182.14	\$38,134.23
Barrington Bank - MAX safe Saving (1.72%)	\$6,861,275.00	\$6,722,427.86	\$138,847.14
Accounts Receivable	\$32,364.09	\$0.00	\$32,364.09
<b>Total Fund Balances</b>	<b>\$8,712,687.35</b>	<b>\$7,910,536.19</b>	<b>\$802,151.16</b>

Account Value as of 01/31/2020: \$ 1,060,316.37

Change in Account Value	This Period	Year to Date	Account Value [in Thousands]
Starting Value	\$ 1,056,897.92	\$ 1,056,897.92	
Credits	3,497.26	3,497.26	
Debits	(266.00)	(266.00)	
Transfer of Securities (In/Out)	0.00	0.00	
Income Reinvested	(7.60)	(7.60)	
Change in Value of Investments	194.79	194.79	
Ending Value on 01/31/2020	\$ 1,060,316.37	\$ 1,060,316.37	3.8%
Accrued Income <sup>d</sup>	4,279.47		
Ending Value with Accrued Income <sup>d</sup>	\$ 1,064,595.84		
<b>Total Change in Account Value</b>	<b>\$ 3,418.45</b>	<b>\$ 3,418.45</b>	
<b>Total Change with Accrued Income<sup>d</sup></b>	<b>\$ 7,697.92</b>		



Asset Composition	Market Value	% of Account Assets
Cash and Money Market Funds [Sweep]	\$ 95,989.88	9%
Fixed Income	964,326.49	91%
<b>Total Assets Long</b>	<b>\$ 1,060,316.37</b>	
<b>Total Account Value</b>	<b>\$ 1,060,316.37</b>	<b>100%</b>

Overview



- 9% Cash, MMFs [Sweep]
- 91% Fixed Income

\*Annualized, as calculated by Finance Manager

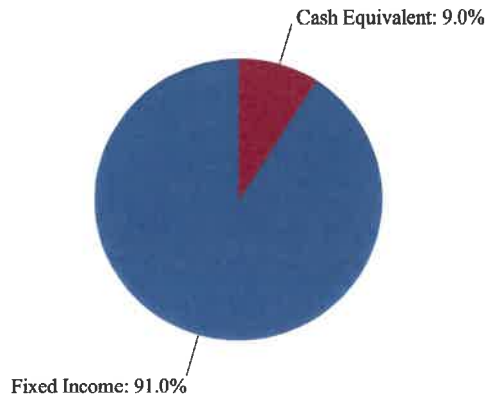
SAWYER FALDUTO  
ASSET MANAGEMENT, LLC

Your Independent Investment Advisor is not affiliated with or an agent of Schwab and Schwab does not supervise or endorse your Advisor.

**Portfolio Statement**  
As of 01/31/2020

Barrington Area Library District

**Portfolio Allocation**



<u>Weight</u>	<u>Description</u>	<u>Symbol</u>	<u>Quantity</u>	<u>Current Value</u>	<u>Current Yield</u>	<u>Annual Income</u>
<b>Fixed Income</b>						
<b>Cash Equivalent</b>						
<b>Certificate of Deposit</b>						
4.8%	Ally Bank 07/26/2021 3.00%	02007GEA7	50,000	50,885.25	2.9%	1,500.00
	Accrued Income			24.66		
1.5%	Capital One Bank 09/23/2020 2.30%	140420VX5	16,000	16,069.62	2.3%	368.00
	Accrued Income			132.08		
2.8%	Capital One N.A. 09/28/2020 1.95%	14042RHZ7	30,000	30,065.31	1.9%	585.00
	Accrued Income			203.55		
7.2%	Citibank, N.A. 12/27/2021 3.20%	17312QY45	75,000	76,913.85	3.1%	2,400.00
	Accrued Income			243.29		
3.8%	Comenity Capital Bank 09/21/2020 2.25%	20033AMR4	40,000	40,160.48	2.2%	900.00
	Accrued Income			27.12		
4.0%	Comenity Capital Bank 05/02/2022 2.55%	20033AV45	42,000	42,652.85	2.5%	1,071.00
	Accrued Income			5.87		
2.2%	Cross River Bank 04/11/2022 2.50%	227563AL7	23,000	23,318.21	2.5%	575.00
	Accrued Income			179.59		
4.7%	Cross River Bank 10/31/2022 1.90%	227563BF9	50,000	50,055.15	1.9%	950.00
	Accrued Income			244.66		
4.8%	Flagstar Bank 06/13/2022 2.50%	33847E2J5	50,000	50,747.05	2.5%	1,250.00
	Accrued Income			174.66		

## Portfolio Statement

As of 01/31/2020

Barrington Area Library District

<u>Weight</u>	<u>Description</u>	<u>Symbol</u>	<u>Quantity</u>	<u>Current Value</u>	<u>Current Yield</u>	<u>Annual Income</u>
<b>Fixed Income</b>						
<b>Cash Equivalent</b>						
<b>Certificate of Deposit</b>						
4.8%	Goldman Sachs Bank 01/10/2022 3.10%	38148P3Y1	50,000	51,209.30	3.0%	1,550.00
	Accrued Income			97.67		
4.3%	Hanmi Finl Corp 02/17/2021 2.80%	410493DK3	45,000	45,507.92	2.8%	1,260.00
	Accrued Income			51.78		
2.0%	Morgan Stanley Bank 01/11/2022 2.40%	61747MF55	21,000	21,226.32	2.4%	504.00
	Accrued Income			29.00		
4.3%	Morgan Stanley Bank 01/10/2022 3.05%	61760ATY5	45,000	46,040.13	3.0%	1,372.50
	Accrued Income			82.73		
2.9%	Sallie Mae Bank 04/18/2022 2.60%	7954502J3	30,000	30,486.72	2.6%	780.00
	Accrued Income			228.66		
1.9%	Sallie Mae Bank 05/11/2020 2.70%	795450P58	20,000	20,064.68	2.7%	540.00
	Accrued Income			124.27		
2.4%	Sallie Mae Bank 08/16/2021 3.00%	795450V28	25,000	25,453.70	2.9%	750.00
	Accrued Income			349.32		
4.8%	Synchrony Bank 05/25/2021 3.00%	87165FVZ4	50,000	50,784.15	3.0%	1,500.00
	Accrued Income			279.45		
7.2%	TIAA FSB Holdings 05/17/2022 2.50%	87270LCE1	75,000	76,091.10	2.5%	1,875.00
	Accrued Income			390.41		
4.8%	Wells Fargo Bank 12/14/2021 3.25%	949763VW3	50,000	51,300.00	3.2%	1,625.00
	Accrued Income			80.14		
75.3%				801,980.70	2.7%	21,355.50
<b>Taxable Bonds</b>						
<b>U.S. Government Agency</b>						
4.3%	Fed Farm Cr Bk 08/05/2020 2.46%	3133ECW91	45,000	45,201.96	2.4%	1,107.00
	Accrued Income			541.20		
1.9%	Fed Home Ln Bk 11/25/2020 1.81%	3130A6SX6	20,000	20,042.14	1.8%	362.00
	Accrued Income			66.37		
4.7%	Fed Home Ln Bk 02/24/2020 1.90%	313378DY4	50,000	50,009.20	1.9%	950.00
	Accrued Income			414.31		
10.9%				116,275.18	2.1%	2,419.00

**Portfolio Statement**

As of 01/31/2020

Barrington Area Library District

<u>Weight</u>	<u>Description</u>	<u>Symbol</u>	<u>Quantity</u>	<u>Current Value</u>	<u>Current Yield</u>	<u>Annual Income</u>
<b>Fixed Income</b>						
<b>Taxable Bonds</b>						
<b>U.S. Government Agency - Callable</b>						
4.7%	Fed Home Ln Bk Callable Daily 09/24/2021 1.75% Call 09/24/2020, 100.00 Accrued Income	3130AGZN8	50,000	50,041.40	1.7%	875.00
				308.68		
<u>15.7%</u>				<u>166,625.26</u>	<u>2.0%</u>	<u>3,294.00</u>
<u>91.0%</u>				<u>968,605.96</u>	<u>2.6%</u>	<u>24,649.50</u>
<b>Cash Equivalent</b>						
<b>Cash Equivalent</b>						
<b>Cash Equivalent</b>						
9.0%	Schwab Government Money Fund	SWGXX		95,989.88	1.8%	1,737.42
<u>99.6%</u>				<u>1,060,316.37</u>	<u>2.5%</u>	<u>26,386.92</u>
	Total Accrued Income			<u>4,279.47</u>		
<u>100.0%</u>				<u>1,064,595.84</u>		

**Barrington Public Library District**  
**Treasurer's Report**  
**As of January 31, 2020**

	Working		I M R F	FICA	Audit	Special	Building	Insurance	Donations/	Total
	General	Cash				Reserve			Grants	
<b>Assets</b>										
Operational Checking-Barrington Bank	\$747,755.24	\$0.00	\$0.00	\$0.00	\$0.00	\$0.00	\$0.00	\$0.00	\$0.00	\$747,755.24
Payroll Checking-Barrington Bank	\$4,785.32	\$0.00	\$0.00	\$0.00	\$0.00	\$0.00	\$0.00	\$0.00	\$0.00	\$4,785.32
Merchant Account-Barrington Bank	\$5,391.33	\$0.00	\$0.00	\$0.00	\$0.00	\$0.00	\$0.00	\$0.00	\$0.00	\$5,391.33
Petty Cash - Administration	\$200.00	\$0.00	\$0.00	\$0.00	\$0.00	\$0.00	\$0.00	\$0.00	\$0.00	\$200.00
Petty Cash - Circulation	\$600.00	\$0.00	\$0.00	\$0.00	\$0.00	\$0.00	\$0.00	\$0.00	\$0.00	\$600.00
Sawyer Falduto	\$1,060,316.37	\$0.00	\$0.00	\$0.00	\$0.00	\$0.00	\$0.00	\$0.00	\$0.00	\$1,060,316.37
Barrington Bank - MAX safe Saving	\$6,861,275.00	\$0.00	\$0.00	\$0.00	\$0.00	\$0.00	\$0.00	\$0.00	\$0.00	\$6,861,275.00
Due To/From Other Funds	(\$4,839,362.08)	\$0.00	\$0.00	\$0.00	\$0.00	\$0.00	\$0.00	\$0.00	\$0.00	(\$4,839,362.08)
Accounts Receivable	\$32,364.09	\$0.00	\$0.00	\$0.00	\$0.00	\$0.00	\$0.00	\$0.00	\$0.00	\$32,364.09
Due To/From Other Funds	\$0.00	\$541,237.28	\$0.00	\$0.00	\$0.00	\$0.00	\$0.00	\$0.00	\$0.00	\$541,237.28
Due To/From Other Funds	\$0.00	\$0.00	\$584,791.33	\$0.00	\$0.00	\$0.00	\$0.00	\$0.00	\$0.00	\$584,791.33
Due To/From Other Funds	\$0.00	\$0.00	\$0.00	\$150,207.22	\$0.00	\$0.00	\$0.00	\$0.00	\$0.00	\$150,207.22
Due To/From Other Funds	\$0.00	\$0.00	\$0.00	\$0.00	\$2,026.38	\$0.00	\$0.00	\$0.00	\$0.00	\$2,026.38
Due To/From Other Funds	\$0.00	\$0.00	\$0.00	\$0.00	\$0.00	\$2,513,522.66	\$0.00	\$0.00	\$0.00	\$2,513,522.66
Due To/From Other Funds	\$0.00	\$0.00	\$0.00	\$0.00	\$0.00	\$0.00	\$0.00	(\$2,550.04)	\$0.00	(\$2,550.04)
Due To/From Other Funds	\$0.00	\$0.00	\$0.00	\$0.00	\$0.00	\$0.00	\$671,587.36	\$0.00	\$0.00	\$671,587.36
Due To/From Other Funds	\$0.00	\$0.00	\$0.00	\$0.00	\$0.00	\$0.00	\$0.00	\$0.00	\$378,539.89	\$378,539.89
<b>Total Assets</b>	<b>\$3,873,325.27</b>	<b>\$541,237.28</b>	<b>\$584,791.33</b>	<b>\$150,207.22</b>	<b>\$2,026.38</b>	<b>\$2,513,522.66</b>	<b>\$671,587.36</b>	<b>(\$2,550.04)</b>	<b>\$378,539.89</b>	<b>\$8,712,687.35</b>
<b>Liabilities and Fund Balance</b>										
<b>Fund Balance</b>										
Fund Balance	\$3,873,325.27	\$0.00	\$0.00	\$0.00	\$0.00	\$0.00	\$0.00	\$0.00	\$0.00	\$3,873,325.27
Fund Balance	\$0.00	\$541,237.28	\$0.00	\$0.00	\$0.00	\$0.00	\$0.00	\$0.00	\$0.00	\$541,237.28
Fund Balance	\$0.00	\$0.00	\$584,791.33	\$0.00	\$0.00	\$0.00	\$0.00	\$0.00	\$0.00	\$584,791.33
Fund Balance	\$0.00	\$0.00	\$0.00	\$150,207.22	\$0.00	\$0.00	\$0.00	\$0.00	\$0.00	\$150,207.22
Fund Balance	\$0.00	\$0.00	\$0.00	\$0.00	\$2,026.38	\$0.00	\$0.00	\$0.00	\$0.00	\$2,026.38
Fund Balance	\$0.00	\$0.00	\$0.00	\$0.00	\$0.00	\$2,513,522.66	\$0.00	\$0.00	\$0.00	\$2,513,522.66
Fund Balance	\$0.00	\$0.00	\$0.00	\$0.00	\$0.00	\$0.00	\$0.00	(\$2,550.04)	\$0.00	(\$2,550.04)
Fund Balance	\$0.00	\$0.00	\$0.00	\$0.00	\$0.00	\$0.00	\$671,587.36	\$0.00	\$0.00	\$671,587.36
Fund Balance	\$0.00	\$0.00	\$0.00	\$0.00	\$0.00	\$0.00	\$0.00	\$0.00	\$378,539.89	\$378,539.89
<b>Total Fund Balance</b>	<b>\$3,873,325.27</b>	<b>\$541,237.28</b>	<b>\$584,791.33</b>	<b>\$150,207.22</b>	<b>\$2,026.38</b>	<b>\$2,513,522.66</b>	<b>\$671,587.36</b>	<b>(\$2,550.04)</b>	<b>\$378,539.89</b>	<b>\$8,712,687.35</b>
<b>Total Liabilities and Fund Balance</b>	<b>\$3,873,325.27</b>	<b>\$541,237.28</b>	<b>\$584,791.33</b>	<b>\$150,207.22</b>	<b>\$2,026.38</b>	<b>\$2,513,522.66</b>	<b>\$671,587.36</b>	<b>(\$2,550.04)</b>	<b>\$378,539.89</b>	<b>\$8,712,687.35</b>
<b>BEGINNING BALANCE WITH CURRENT YEAR ADJUSTMENTS</b>	<b>\$3,524,726.52</b>	<b>\$541,237.28</b>	<b>\$561,183.17</b>	<b>\$223,985.19</b>	<b>\$14,026.38</b>	<b>\$3,363,821.54</b>	<b>\$561,105.34</b>	<b>\$36,464.58</b>	<b>\$384,599.89</b>	<b>\$9,211,149.89</b>
<b>NET SURPLUS/(DEFICIT)</b>	<b>\$348,598.75</b>	<b>\$0.00</b>	<b>\$23,608.16</b>	<b>(\$73,777.97)</b>	<b>(\$12,000.00)</b>	<b>(\$850,298.88)</b>	<b>\$110,482.02</b>	<b>(\$39,014.62)</b>	<b>(\$6,060.00)</b>	<b>(\$498,462.54)</b>
<b>ENDING FUND BALANCE</b>	<b>\$3,873,325.27</b>	<b>\$541,237.28</b>	<b>\$584,791.33</b>	<b>\$150,207.22</b>	<b>\$2,026.38</b>	<b>\$2,513,522.66</b>	<b>\$671,587.36</b>	<b>(\$2,550.04)</b>	<b>\$378,539.89</b>	<b>\$8,712,687.35</b>

**Barrington Public Library District**  
**Revenues - All Funds**  
**For the Period Ended January 31, 2020**

Revenue	Month Actual Total Funds	Y-T-D Actual Total Funds	% Collected	Budgeted Receipts	Uncollected Receipts
<b>Property Tax</b>					
Tax Levy-Cook County	\$0.00	\$1,711,678.68	47.95 %	\$3,569,727.11	(\$1,858,048.43)
Tax Levy-Lake County	\$0.00	\$1,695,482.08	52.39 %	\$3,236,307.92	(\$1,540,825.84)
Tax Levy-McHenry County	\$0.00	\$210,661.25	52.41 %	\$401,950.44	(\$191,289.19)
Tax Levy-Kane County	\$0.00	\$3,656.71	102.44 %	\$3,569.72	\$86.99
<b>Total Property Tax</b>	<b>\$0.00</b>	<b>\$3,621,478.72</b>	<b>50.22 %</b>	<b>\$7,211,555.19</b>	<b>(\$3,590,076.47)</b>
<b>Other Taxes</b>					
Personal Property Tax	\$7,802.24	\$31,052.76	103.51 %	\$30,000.00	\$1,052.76
<b>Total Other Taxes</b>	<b>\$7,802.24</b>	<b>\$31,052.76</b>	<b>103.51 %</b>	<b>\$30,000.00</b>	<b>\$1,052.76</b>
<b>Impact Fees</b>					
Impact Fees- Barrington	\$253.66	\$2,149.54	0.00 %	\$0.00	\$2,149.54
Impact Fees- Lake Barrington	\$766.86	\$1,680.86	0.00 %	\$0.00	\$1,680.86
Impact Fees- Other	\$0.00	\$0.00	0.00 %	\$9,500.00	(\$9,500.00)
<b>Total Impact Fees</b>	<b>\$1,020.52</b>	<b>\$3,830.40</b>	<b>40.32 %</b>	<b>\$9,500.00</b>	<b>(\$5,669.60)</b>
<b>Operating Revenue</b>					
Fines	\$6,920.18	\$50,328.12	62.91 %	\$80,000.00	(\$29,671.88)
Copies	\$748.18	\$5,337.18	106.74 %	\$5,000.00	\$337.18
<b>Total Operating Revenue</b>	<b>\$7,668.36</b>	<b>\$55,665.30</b>	<b>65.49 %</b>	<b>\$85,000.00</b>	<b>(\$29,334.70)</b>
<b>Grants</b>					
Per Capita Grant	\$0.00	\$55,196.25	100.00 %	\$55,196.00	\$0.25
<b>Total Grants</b>	<b>\$0.00</b>	<b>\$55,196.25</b>	<b>100.00 %</b>	<b>\$55,196.00</b>	<b>\$0.25</b>
<b>Donations</b>					
Donations- Other	\$250.00	\$935.00	74.80 %	\$1,250.00	(\$315.00)
<b>Total Donations</b>	<b>\$250.00</b>	<b>\$935.00</b>	<b>74.80 %</b>	<b>\$1,250.00</b>	<b>(\$315.00)</b>
<b>Rental Income</b>					
Rental- Verizon	\$100.00	\$700.00	58.33 %	\$1,200.00	(\$500.00)
<b>Total Rental Income</b>	<b>\$100.00</b>	<b>\$700.00</b>	<b>58.33 %</b>	<b>\$1,200.00</b>	<b>(\$500.00)</b>
<b>Interest Income</b>					
Interest Income	\$14,893.64	\$122,144.18	97.72 %	\$125,000.00	(\$2,855.82)
Unrealized Gain (Loss) on investments	\$194.79	\$6,176.20	0.00 %	\$0.00	\$6,176.20
<b>Total Interest Income</b>	<b>\$15,088.43</b>	<b>\$128,320.38</b>	<b>102.66 %</b>	<b>\$125,000.00</b>	<b>\$3,320.38</b>
<b>Miscellaneous Income</b>					
Miscellaneous Income & Reimbursements	\$227.74	\$2,584.81	107.70 %	\$2,400.00	\$184.81
<b>Total Miscellaneous Income</b>	<b>\$227.74</b>	<b>\$2,584.81</b>	<b>107.70 %</b>	<b>\$2,400.00</b>	<b>\$184.81</b>
<b>Total Revenue</b>	<b>\$32,157.29</b>	<b>\$3,899,763.62</b>	<b>51.85 %</b>	<b>\$7,521,101.19</b>	<b>(\$3,621,337.57)</b>



**Barrington Public Library District**  
**Expenditures-All Funds**  
**For the Period Ended January 31, 2020**

<b>Expenditures</b>	<b>Actual Month</b>	<b>Actual Y-T-D</b>	<b>% of Annual Budget</b>	<b>Annual Budget</b>	<b>% of Appropriation</b>	<b>Appropriation</b>
<b>Salaries</b>						
Salaries	\$226,667.55	\$1,836,845.06	57.41 %	\$3,199,593.88		
<b>Total Salaries</b>	<b>\$226,667.55</b>	<b>\$1,836,845.06</b>	<b>57.41 %</b>	<b>\$3,199,593.88</b>	<b>45.92 %</b>	<b>\$4,000,000.00</b>
<b>Benefits</b>						
FICA employer	\$13,910.28	\$111,945.39	56.43 %	\$198,374.82		
Medicare employer	\$3,253.19	\$26,180.83	56.43 %	\$46,394.11		
IMRF	\$37,211.48	\$171,455.69	61.23 %	\$280,000.00		
Insurance-medical and life	\$22,742.32	\$143,906.32	47.71 %	\$301,620.00		
<b>Total Benefits</b>	<b>\$77,117.27</b>	<b>\$453,488.23</b>	<b>54.88 %</b>	<b>\$826,388.93</b>	<b>23.75 %</b>	<b>\$1,909,396.00</b>
<b>Staff Development &amp; Training</b>						
Hiring	\$196.93	\$901.16	30.04 %	\$3,000.00		
Staff Development	\$2,707.95	\$34,079.20	33.18 %	\$102,701.54		
Dues & Memberships	\$325.00	\$3,791.00	76.94 %	\$4,927.00		
Staff Expenses	\$894.98	\$5,053.39	39.59 %	\$12,764.00		
<b>Total Staff Development &amp; Training</b>	<b>\$4,124.86</b>	<b>\$43,824.75</b>	<b>35.52 %</b>	<b>\$123,392.54</b>	<b>17.53 %</b>	<b>\$250,000.00</b>
<b>Library Materials</b>						
Books	\$21,742.14	\$99,642.28	41.52 %	\$240,000.00		
Books-Grab & Go	\$458.35	\$4,102.96	41.03 %	\$10,000.00		
Periodicals	\$0.00	\$13,423.31	74.57 %	\$18,000.00		
E-Periodicals	\$0.00	\$5,220.74	30.76 %	\$16,975.00		
Circulating Equipment	\$0.00	\$500.81	11.13 %	\$4,500.00		
Audio books-spoken	\$661.22	\$8,192.16	49.65 %	\$16,500.00		
CDs	\$730.66	\$2,655.82	35.41 %	\$7,500.00		
Digital Music	\$0.00	\$1,950.00	11.99 %	\$16,267.00		
E-Books	\$15,543.73	\$111,698.41	53.96 %	\$207,000.00		
DVDs	\$7,275.90	\$37,073.00	42.37 %	\$87,500.00		
DVDs Grab & Go	\$1,033.90	\$5,016.68	38.59 %	\$13,000.00		
E-DVDs	\$17,000.00	\$39,350.00	88.03 %	\$44,700.00		
E-Audio Books	\$7,307.01	\$45,653.81	53.71 %	\$85,000.00		
Refund for Materials lost & paid	\$50.94	\$828.68	0.00 %	\$0.00		
AV Video Games	\$1,451.71	\$5,133.47	35.40 %	\$14,500.00		
Realia	\$0.00	\$302.37	15.12 %	\$2,000.00		
Processing supplies	\$369.78	\$2,582.54	13.11 %	\$19,706.00		
Online Computer Library Center	\$0.00	\$30,646.63	100.00 %	\$30,646.63		
<b>Total Library Materials</b>	<b>\$73,625.34</b>	<b>\$413,973.67</b>	<b>49.65 %</b>	<b>\$833,794.63</b>	<b>28.86 %</b>	<b>\$1,434,616.00</b>

**Barrington Public Library District**  
**Expenditures-All Funds**  
**For the Period Ended January 31, 2020**

	Actual Month	Actual Y-T-D	% of Annual Budget	Annual Budget	% of Appropriation	Appropriation
Electronic Information						
Electronic information	\$13,674.84	\$88,644.93	52.11 %	\$170,096.00		
Total Electronic Information	\$13,674.84	\$88,644.93	52.11 %	\$170,096.00	35.46 %	\$250,000.00
Library Programs						
Pilot Programs	\$116.94	\$1,071.05	5.36 %	\$20,000.00		
Library programs	\$3,812.28	\$27,633.51	34.84 %	\$79,325.00		
Total Library Programs	\$3,929.22	\$28,704.56	28.90 %	\$99,325.00	7.15 %	\$401,232.00
District Admin & Operating Expense						
Departmental supplies	\$357.16	\$3,526.01	17.70 %	\$19,920.00		
Collection agency	\$0.00	\$545.95	27.30 %	\$2,000.00		
Office supplies	\$455.35	\$3,069.47	40.93 %	\$7,500.00		
Postage	\$1,778.38	\$2,142.54	12.73 %	\$16,825.00		
Promotional & display materials	\$436.94	\$7,900.91	48.62 %	\$16,250.00		
Fees & Service Charges	\$2,082.39	\$10,374.08	54.38 %	\$19,077.00		
Business Insurance	\$53,656.98	\$58,749.61	88.35 %	\$66,500.00		
Items Purchased & Resold	\$0.00	\$0.00	0.00 %	\$200.00		
Total District Admin & Operating Expense	\$58,767.20	\$86,308.57	58.21 %	\$148,272.00	24.45 %	\$352,963.00
Facility Operating Expense						
Rental Spaces	\$0.00	\$840.00	100.00 %	\$840.00		
Security	\$0.00	\$1,362.00	95.92 %	\$1,420.00		
Utilities-electric	\$7,368.74	\$62,908.58	57.19 %	\$110,000.00		
Utilities-gas	\$1,769.79	\$6,168.26	24.67 %	\$25,000.00		
Utilities-water, sewer	\$533.03	\$11,496.49	44.22 %	\$26,000.00		
Utilities-Garbage	\$329.52	\$2,264.10	50.31 %	\$4,500.00		
Telephone	\$3,245.94	\$20,334.11	60.74 %	\$33,480.00		
Building maintenance & repair	\$6,129.63	\$57,725.16	39.67 %	\$145,515.00		
Bldg maintenance supplies	\$574.08	\$12,811.36	65.70 %	\$19,500.00		
Repair Contingency	\$7,243.89	\$26,836.23	53.67 %	\$50,000.00		
Equipment maintenance	\$5,648.22	\$56,307.90	43.41 %	\$129,700.00		
Piano maintenance	\$0.00	\$0.00	0.00 %	\$3,000.00		
Traffic light	\$0.00	\$2,733.00	49.69 %	\$5,500.00		
Site maintenance	\$7,489.00	\$42,819.00	54.86 %	\$78,050.00		
Site Contingency	\$0.00	\$810.00	4.05 %	\$20,000.00		
Vehicle operation & maintenance	\$274.87	\$4,651.79	63.72 %	\$7,300.00		
Total Facility Operating Expense	\$40,606.71	\$310,067.98	46.99 %	\$659,805.00	20.40 %	\$1,520,123.00
Capital Assets						
Capital Assets	\$0.00	\$1,967.00	2.19 %	\$90,000.00		
Library Building & Grounds Renovation	\$194,329.36	\$874,562.47	40.06 %	\$2,183,330.00		
Total Capital Assets	\$194,329.36	\$876,529.47	38.55 %	\$2,273,330.00	16.63 %	\$5,269,895.00

**Barrington Public Library District**  
**Expenditures-All Funds**  
**For the Period Ended January 31, 2020**

	Actual Month	Actual Y-T-D	% of Annual Budget	Annual Budget	% of Appropriation	Appropriation
Furniture, Fixtures & Equipment						
Furniture, Fixtures & Equipment	\$3,141.28	\$10,530.33	7.40 %	\$142,350.00		
<b>Total Furniture, Fixtures &amp; Equipment</b>	<b>\$3,141.28</b>	<b>\$10,530.33</b>	<b>7.40 %</b>	<b>\$142,350.00</b>	<b>3.83 %</b>	<b>\$275,000.00</b>
Technology Hardware & Software						
Technology Hardware	\$1,834.10	\$59,735.59	29.15 %	\$204,915.00		
Software & Subscriptions	\$38,029.11	\$133,167.12	48.03 %	\$277,258.00		
<b>Total Technology Hardware &amp; Software</b>	<b>\$39,863.21</b>	<b>\$192,902.71</b>	<b>40.01 %</b>	<b>\$482,173.00</b>	<b>25.72 %</b>	<b>\$750,000.00</b>
Professional Services						
Legal fees	\$0.00	\$4,919.20	24.60 %	\$20,000.00		
Legal expenses	\$0.00	\$403.27	3.50 %	\$11,500.00		
Consultant fees	\$17,270.00	\$37,860.00	30.09 %	\$125,840.00		
Audit expense	\$0.00	\$12,000.00	96.00 %	\$12,500.00		
<b>Total Professional Services</b>	<b>\$17,270.00</b>	<b>\$55,182.47</b>	<b>32.49 %</b>	<b>\$169,840.00</b>	<b>17.57 %</b>	<b>\$314,026.00</b>
Trustee Expenses						
Trustee expense	\$374.71	\$1,223.43	36.41 %	\$3,360.00		
<b>Total Trustee Expenses</b>	<b>\$374.71</b>	<b>\$1,223.43</b>	<b>36.41 %</b>	<b>\$3,360.00</b>	<b>24.47 %</b>	<b>\$5,000.00</b>
<b>Total Expenditures</b>	<b>\$753,491.55</b>	<b>\$4,398,226.16</b>	<b>48.16 %</b>	<b>\$9,131,720.98</b>	<b>26.29 %</b>	<b>\$16,732,251.00</b>

**Barrington Public Library District**  
**Expenditures-General Fund**  
**For the Period Ended January 31, 2020**

<b>Expenditures</b>	<b>Actual Month</b>	<b>Actual Y-T-D</b>	<b>% of Annual Budget</b>	<b>Annual Budget</b>	<b>% of Appropriation</b>	<b>Appropriation</b>
<b>Salaries</b>						
Salaries	\$226,667.55	\$1,836,845.06	57.41 %	\$3,199,593.88		
<b>Total Salaries</b>	<b>\$226,667.55</b>	<b>\$1,836,845.06</b>	<b>57.41 %</b>	<b>\$3,199,593.88</b>	<b>45.92 %</b>	<b>\$4,000,000.00</b>
<b>Benefits</b>						
Insurance-medical and life	\$22,742.32	\$143,906.32	47.71 %	\$301,620.00		
<b>Total Benefits</b>	<b>\$22,742.32</b>	<b>\$143,906.32</b>	<b>47.71 %</b>	<b>\$301,620.00</b>	<b>23.98 %</b>	<b>\$600,000.00</b>
<b>Staff Development &amp; Training</b>						
Hiring	\$196.93	\$901.16	30.04 %	\$3,000.00		
Staff Development	\$2,707.95	\$34,079.20	33.18 %	\$102,701.54		
Dues & Memberships	\$325.00	\$3,791.00	76.94 %	\$4,927.00		
Staff Expenses	\$894.98	\$5,053.39	39.59 %	\$12,764.00		
<b>Total Staff Development &amp; Training</b>	<b>\$4,124.86</b>	<b>\$43,824.75</b>	<b>35.52 %</b>	<b>\$123,392.54</b>	<b>17.53 %</b>	<b>\$250,000.00</b>
<b>Library Materials</b>						
Books	\$21,742.14	\$99,642.28	41.52 %	\$240,000.00		
Books-Grab & Go	\$458.35	\$4,102.96	41.03 %	\$10,000.00		
Periodicals	\$0.00	\$13,423.31	74.57 %	\$18,000.00		
E-Periodicals	\$0.00	\$5,220.74	30.76 %	\$16,975.00		
Circulating Equipment	\$0.00	\$500.81	11.13 %	\$4,500.00		
Audio books-spoken	\$181.35	\$2,798.53	43.05 %	\$6,500.00		
CDs	\$745.90	\$2,655.82	35.41 %	\$7,500.00		
Digital Music	\$0.00	\$1,950.00	11.99 %	\$16,267.00		
E-Books	\$15,543.73	\$111,698.41	53.96 %	\$207,000.00		
DVDs	\$7,275.90	\$37,073.00	42.37 %	\$87,500.00		
DVDs Grab & Go	\$1,033.90	\$5,016.68	38.59 %	\$13,000.00		
E-DVDs	\$17,000.00	\$39,350.00	88.03 %	\$44,700.00		
E-Audio Books	\$7,307.01	\$45,653.81	53.71 %	\$85,000.00		
Refund for Materials lost & paid	\$50.94	\$828.68	0.00 %	\$0.00		
AV Video Games	\$1,451.71	\$5,133.47	35.40 %	\$14,500.00		
Realia	\$0.00	\$302.37	15.12 %	\$2,000.00		
Processing supplies	\$369.78	\$2,582.54	13.11 %	\$19,706.00		
Online Computer Library Center	\$0.00	\$30,646.63	100.00 %	\$30,646.63		
<b>Total Library Materials</b>	<b>\$73,160.71</b>	<b>\$408,580.04</b>	<b>49.60 %</b>	<b>\$823,794.63</b>	<b>32.69 %</b>	<b>\$1,250,000.00</b>
<b>Electronic Information</b>						
Electronic information	\$13,674.84	\$88,644.93	52.11 %	\$170,096.00		
<b>Total Electronic Information</b>	<b>\$13,674.84</b>	<b>\$88,644.93</b>	<b>52.11 %</b>	<b>\$170,096.00</b>	<b>35.46 %</b>	<b>\$250,000.00</b>

**Barrington Public Library District**  
**Expenditures-General Fund**  
**For the Period Ended January 31, 2020**

	<b>Actual Month</b>	<b>Actual Y-T-D</b>	<b>% of Annual Budget</b>	<b>Annual Budget</b>	<b>% of Appropriation</b>	<b>Appropriation</b>
<b>Library Programs</b>						
Pilot Programs	\$116.94	\$1,071.05	5.36 %	\$20,000.00		
Library programs	\$3,712.28	\$25,879.17	37.82 %	\$68,425.00		
<b>Total Library Programs</b>	<b>\$3,829.22</b>	<b>\$26,950.22</b>	<b>30.48 %</b>	<b>\$88,425.00</b>	<b>13.48 %</b>	<b>\$200,000.00</b>
<b>District Admin &amp; Operating Expense</b>						
Departmental supplies	\$357.16	\$3,526.01	17.70 %	\$19,920.00		
Collection agency	\$0.00	\$545.95	27.30 %	\$2,000.00		
Office supplies	\$455.35	\$3,069.47	40.93 %	\$7,500.00		
Postage	\$1,778.38	\$2,142.54	12.73 %	\$16,825.00		
Promotional & display materials	\$436.94	\$7,900.91	48.62 %	\$16,250.00		
Fees & Service Charges	\$2,082.39	\$10,374.08	54.38 %	\$19,077.00		
Items Purchased & Resold	\$0.00	\$0.00	0.00 %	\$200.00		
<b>Total District Admin &amp; Operating Expense</b>	<b>\$5,110.22</b>	<b>\$27,558.96</b>	<b>33.70 %</b>	<b>\$81,772.00</b>	<b>11.02 %</b>	<b>\$250,000.00</b>
<b>Facility Operating Expense</b>						
Security	\$0.00	\$1,362.00	95.92 %	\$1,420.00		
Utilities-electric	\$7,368.74	\$62,908.58	57.19 %	\$110,000.00		
Utilities-gas	\$1,769.79	\$6,168.26	24.67 %	\$25,000.00		
Utilities-water, sewer	\$533.03	\$11,496.49	44.22 %	\$26,000.00		
Utilities-Garbage	\$329.52	\$2,264.10	50.31 %	\$4,500.00		
Telephone	\$3,245.94	\$20,334.11	60.74 %	\$33,480.00		
Site maintenance	\$637.00	\$637.00	0.00 %	\$0.00		
<b>Total Facility Operating Expense</b>	<b>\$13,884.02</b>	<b>\$105,170.54</b>	<b>52.48 %</b>	<b>\$200,400.00</b>	<b>21.03 %</b>	<b>\$500,000.00</b>
<b>Capital Assets</b>						
Capital Assets	\$0.00	\$1,967.00	2.19 %	\$90,000.00		
<b>Total Capital Assets</b>	<b>\$0.00</b>	<b>\$1,967.00</b>	<b>2.19 %</b>	<b>\$90,000.00</b>	<b>0.10 %</b>	<b>\$1,906,073.00</b>
<b>Furniture, Fixtures &amp; Equipment</b>						
Furniture, Fixtures & Equipment	\$3,141.28	\$10,530.33	7.40 %	\$142,350.00		
<b>Total Furniture, Fixtures &amp; Equipment</b>	<b>\$3,141.28</b>	<b>\$10,530.33</b>	<b>7.40 %</b>	<b>\$142,350.00</b>	<b>3.83 %</b>	<b>\$275,000.00</b>
<b>Technology Hardware &amp; Software</b>						
Technology Hardware	\$1,834.10	\$59,735.59	29.15 %	\$204,915.00		
Software & Subscriptions	\$38,029.11	\$133,167.12	48.03 %	\$277,258.00		
<b>Total Technology Hardware &amp; Software</b>	<b>\$39,863.21</b>	<b>\$192,902.71</b>	<b>40.01 %</b>	<b>\$482,173.00</b>	<b>25.72 %</b>	<b>\$750,000.00</b>
<b>Professional Services</b>						
Legal fees	\$0.00	\$4,919.20	24.60 %	\$20,000.00		
Legal expenses	\$0.00	\$403.27	3.50 %	\$11,500.00		
Consultant fees	\$17,270.00	\$37,860.00	30.09 %	\$125,840.00		
<b>Total Professional Services</b>	<b>\$17,270.00</b>	<b>\$43,182.47</b>	<b>29.30 %</b>	<b>\$157,340.00</b>	<b>14.39 %</b>	<b>\$300,000.00</b>
<b>Trustee Expenses</b>						
Trustee expense	\$374.71	\$1,223.43	36.41 %	\$3,360.00		
<b>Total Trustee Expenses</b>	<b>\$374.71</b>	<b>\$1,223.43</b>	<b>36.41 %</b>	<b>\$3,360.00</b>	<b>24.47 %</b>	<b>\$5,000.00</b>
<b>Total Expenditures</b>	<b>\$423,842.94</b>	<b>\$2,931,286.76</b>	<b>49.99 %</b>	<b>\$5,864,317.05</b>	<b>27.82 %</b>	<b>\$10,536,073.00</b>

**Barrington Public Library District**  
**Account Distribution**  
**General Fund**

<u>Date</u>	<u>Trans.</u>	<u>Journal</u>	<u>Reference</u>	<u>Debit Amount</u>	<u>Credit Amount</u>	<u>Balance</u>
<b>10-4000-00</b>						
<b>Account: 10-4000-00 (Salaries)</b>						
1/1/2020			<i>Account Beginning Balance</i>			\$1,610,177.51
1/13/2020	7357-11	Journal Entry	Payroll funding for 1/17/20 payroll	\$112,080.50		
1/28/2020	7378-10	Journal Entry	Record expenses for 1/31/20 payroll	\$114,587.05		
			<i>Account Subtotals</i>	\$226,667.55	\$0.00	
1/31/2020			<i>Account Net Change</i>			\$226,667.55
1/31/2020			<i>Account Ending Balance</i>			\$1,836,845.06
<b>10-4600-00</b>						
<b>Account: 10-4600-00 (Insurance-medical and life)</b>						
1/1/2020			<i>Account Beginning Balance</i>			\$121,164.00
1/8/2020	7369-3	Journal Entry	Deposit 1/8/20-Reimbursements, Dona		\$255.00	
1/10/2020	7353-155	Accounts Payable	Wellness Insurance N-January 2020 I	\$25,957.22		
1/13/2020	7357-9	Journal Entry	Payroll funding for 1/17/20 payroll		\$2,361.90	
1/31/2020	7385-1	Journal Entry	February Medical insurance premium I		\$598.00	
			<i>Account Subtotals</i>	\$25,957.22	\$3,214.90	
1/31/2020			<i>Account Net Change</i>			\$22,742.32
1/31/2020			<i>Account Ending Balance</i>			\$143,906.32
<b>10-4700-00</b>						
<b>Account: 10-4700-00 (Hiring)</b>						
1/1/2020			<i>Account Beginning Balance</i>			\$704.23
1/24/2020	7361-33	Accounts Payable	CareerBuilder Employ-11/30/19-12/31	\$154.00		
1/24/2020	7361-117	Accounts Payable	First Bankcard-Indeed-December 2019	\$42.93		
			<i>Account Subtotals</i>	\$196.93	\$0.00	
1/31/2020			<i>Account Net Change</i>			\$196.93
1/31/2020			<i>Account Ending Balance</i>			\$901.16
<b>10-4800-00</b>						
<b>Account: 10-4800-00 (Staff Development)</b>						
1/1/2020			<i>Account Beginning Balance</i>			\$3,486.99
1/10/2020	7353-534	Accounts Payable	Amazon Capital Servi-1Y7C-N1Y4-6GT		\$2.50	
			<i>Account Subtotals</i>	\$0.00	\$2.50	
1/31/2020			<i>Account Net Change</i>			(\$2.50)
1/31/2020			<i>Account Ending Balance</i>			\$3,484.49
<b>10-4800-10</b>						
<b>Account: 10-4800-10 (Staff Development)</b>						
1/1/2020			<i>Account Beginning Balance</i>			\$4,638.43
1/13/2020	7357-10	Journal Entry	Payroll funding for 1/17/20 reimbursem	\$36.34		
1/28/2020	7378-11	Journal Entry	Record expenses for 1/31/20 payroll-	\$3.11		
			<i>Account Subtotals</i>	\$39.45	\$0.00	
1/31/2020			<i>Account Net Change</i>			\$39.45
1/31/2020			<i>Account Ending Balance</i>			\$4,677.88
<b>10-4800-11</b>						
<b>Account: 10-4800-11 (Staff Development)</b>						

**Barrington Public Library District**  
**Account Distribution**  
**General Fund**

<u>Date</u>	<u>Trans.</u>	<u>Journal</u>	<u>Reference</u>	<u>Debit Amount</u>	<u>Credit Amount</u>	<u>Balance</u>
<b>Account: 10-4800-11 (Staff Development)</b>						
1/1/2020			<i>Account Beginning Balance</i>			\$2,544.85
1/24/2020	7361-17	Accounts Payable	CBT Nuggets LLC-IT training to 2/2	\$2,396.00		
			<i>Account Subtotals</i>	\$2,396.00	\$0.00	
1/31/2020			<i>Account Net Change</i>			\$2,396.00
1/31/2020			<i>Account Ending Balance</i>			\$4,940.85
<b>10-4800-12</b>						
<b>Account: 10-4800-12 (Staff Development)</b>						
1/1/2020			<i>Account Beginning Balance</i>			\$200.00
1/24/2020	7361-69	Accounts Payable	First Bankcard-Eventbrite-ER&L Confe	\$495.00		
			<i>Account Subtotals</i>	\$495.00	\$0.00	
1/31/2020			<i>Account Net Change</i>			\$495.00
1/31/2020			<i>Account Ending Balance</i>			\$695.00
<b>10-4800-13</b>						
<b>Account: 10-4800-13 (Staff Development)</b>						
1/1/2020			<i>Account Beginning Balance</i>			\$1,957.16
1/31/2020			<i>Account Net Change</i>			\$0.00
1/31/2020			<i>Account Ending Balance</i>			\$1,957.16
<b>10-4800-20</b>						
<b>Account: 10-4800-20 (Staff Development)</b>						
1/1/2020			<i>Account Beginning Balance</i>			\$6,322.30
1/24/2020	7361-9	Accounts Payable	Barrington Area Cham-WBN-January 3	\$30.00		
1/24/2020	7361-93	Accounts Payable	First Bankcard-Eventbrite-Getting Busi	\$25.00		
1/24/2020	7361-128	Accounts Payable	First Bankcard-AC0191-010820CM		\$275.00	
			<i>Account Subtotals</i>	\$55.00	\$275.00	
1/31/2020			<i>Account Net Change</i>			(\$220.00)
1/31/2020			<i>Account Ending Balance</i>			\$6,102.30
<b>10-4800-40</b>						
<b>Account: 10-4800-40 (Staff Development)</b>						
1/1/2020			<i>Account Beginning Balance</i>			\$6,082.73
1/31/2020			<i>Account Net Change</i>			\$0.00
1/31/2020			<i>Account Ending Balance</i>			\$6,082.73
<b>10-4800-50</b>						
<b>Account: 10-4800-50 (Staff Development)</b>						
1/1/2020			<i>Account Beginning Balance</i>			\$4,597.85
1/31/2020			<i>Account Net Change</i>			\$0.00
1/31/2020			<i>Account Ending Balance</i>			\$4,597.85
<b>10-4800-60</b>						
<b>Account: 10-4800-60 (Staff Development)</b>						
1/1/2020			<i>Account Beginning Balance</i>			\$1,540.94
1/31/2020			<i>Account Net Change</i>			\$0.00
1/31/2020			<i>Account Ending Balance</i>			\$1,540.94

**Barrington Public Library District**  
**Account Distribution**  
**General Fund**

<u>Date</u>	<u>Trans.</u>	<u>Journal</u>	<u>Reference</u>	<u>Debit Amount</u>	<u>Credit Amount</u>	<u>Balance</u>
<b>10-4810-10</b>						
<b>Account: 10-4810-10 (Dues &amp; Memberships)</b>						
1/1/2020			<i>Account Beginning Balance</i>			\$1,778.00
1/31/2020			<i>Account Net Change</i>			\$0.00
1/31/2020			<i>Account Ending Balance</i>			<u>\$1,778.00</u>
<b>10-4810-12</b>						
<b>Account: 10-4810-12 (Dues &amp; Memberships)</b>						
1/1/2020			<i>Account Beginning Balance</i>			\$148.00
1/31/2020			<i>Account Net Change</i>			\$0.00
1/31/2020			<i>Account Ending Balance</i>			<u>\$148.00</u>
<b>10-4810-13</b>						
<b>Account: 10-4810-13 (Dues &amp; Memberships)</b>						
1/1/2020			<i>Account Beginning Balance</i>			\$200.00
1/31/2020			<i>Account Net Change</i>			\$0.00
1/31/2020			<i>Account Ending Balance</i>			<u>\$200.00</u>
<b>10-4810-20</b>						
<b>Account: 10-4810-20 (Dues &amp; Memberships)</b>						
1/1/2020			<i>Account Beginning Balance</i>			\$470.00
1/28/2020	7378-12	Journal Entry	Record expenses for 1/31/20 payroll-	\$215.00		
			<i>Account Subtotals</i>	<u>\$215.00</u>	<u>\$0.00</u>	
1/31/2020			<i>Account Net Change</i>			\$215.00
1/31/2020			<i>Account Ending Balance</i>			<u>\$685.00</u>
<b>10-4810-40</b>						
<b>Account: 10-4810-40 (Dues &amp; Memberships)</b>						
1/1/2020			<i>Account Beginning Balance</i>			\$50.00
1/31/2020			<i>Account Net Change</i>			\$0.00
1/31/2020			<i>Account Ending Balance</i>			<u>\$50.00</u>
<b>10-4810-50</b>						
<b>Account: 10-4810-50 (Dues &amp; Memberships)</b>						
1/1/2020			<i>Account Beginning Balance</i>			\$188.00
1/24/2020	7361-41	Accounts Payable	Innovative Users Gro-IUG Institutional	\$110.00		
			<i>Account Subtotals</i>	<u>\$110.00</u>	<u>\$0.00</u>	
1/31/2020			<i>Account Net Change</i>			\$110.00
1/31/2020			<i>Account Ending Balance</i>			<u>\$298.00</u>
<b>10-4810-60</b>						
<b>Account: 10-4810-60 (Dues &amp; Memberships)</b>						
1/1/2020			<i>Account Beginning Balance</i>			\$632.00
1/31/2020			<i>Account Net Change</i>			\$0.00
1/31/2020			<i>Account Ending Balance</i>			<u>\$632.00</u>
<b>10-4820-00</b>						
<b>Account: 10-4820-00 (Staff Expenses)</b>						



**Barrington Public Library District**  
**Account Distribution**  
**General Fund**

<u>Date</u>	<u>Trans.</u>	<u>Journal</u>	<u>Reference</u>	<u>Debit Amount</u>	<u>Credit Amount</u>	<u>Balance</u>
<b>Account: 10-4820-00 (Staff Expenses)</b>						
1/1/2020			<i>Account Beginning Balance</i>			\$1,674.97
1/31/2020			<i>Account Net Change</i>			\$0.00
1/31/2020			<i>Account Ending Balance</i>			<u>\$1,674.97</u>
<b>10-4820-10</b>						
<b>Account: 10-4820-10 (Staff Expenses)</b>						
1/1/2020			<i>Account Beginning Balance</i>			\$2,483.44
1/10/2020	7353-146	Accounts Payable	Amazon Capital Servi-Notepads, pla	\$29.99		
1/10/2020	7353-195	Accounts Payable	A H Office Coffee Se-Staff Lounge Wa	\$104.50		
1/10/2020	7353-530	Accounts Payable	Amazon Capital Servi-1M4F-F4JG-GJR		\$10.99	
1/24/2020	7361-65	Accounts Payable	A H Office Coffee Se-Staff Lounge Wa	\$24.00		
1/24/2020	7361-73	Accounts Payable	First Bankcard-Amazon-Staff Lounge s	\$542.81		
1/24/2020	7361-79	Accounts Payable	First Bankcard-1-800-Flowers-Larry J	\$74.23		
1/24/2020	7361-85	Accounts Payable	First Bankcard-Panera-Welcome breakf	\$130.44		
			<i>Account Subtotals</i>	<u>\$905.97</u>	<u>\$10.99</u>	
1/31/2020			<i>Account Net Change</i>			\$894.98
1/31/2020			<i>Account Ending Balance</i>			<u>\$3,378.42</u>
<b>10-5100-20</b>						
<b>Account: 10-5100-20 (Books)</b>						
1/1/2020			<i>Account Beginning Balance</i>			\$53,449.20
1/10/2020	7353-47	Accounts Payable	Baker & Taylor Books-AS Books	\$193.33		
1/10/2020	7353-49	Accounts Payable	Baker & Taylor Books-AS Books	\$178.66		
1/10/2020	7353-53	Accounts Payable	Baker & Taylor Books-AS Books & G	\$209.85		
1/10/2020	7353-56	Accounts Payable	Baker & Taylor Books-AS Books & G	\$317.90		
1/10/2020	7353-57	Accounts Payable	Baker & Taylor Books-AS Books	\$178.94		
1/10/2020	7353-59	Accounts Payable	Baker & Taylor Books-AS Books	\$142.36		
1/10/2020	7353-65	Accounts Payable	Baker & Taylor Books-AS Books & G	\$262.38		
1/10/2020	7353-68	Accounts Payable	Baker & Taylor Books-AS Books & G	\$727.45		
1/10/2020	7353-71	Accounts Payable	Baker & Taylor Books-AS Books & G	\$606.37		
1/10/2020	7353-74	Accounts Payable	Baker & Taylor Books-AS Books	\$318.33		
1/10/2020	7353-80	Accounts Payable	Baker & Taylor Books-AS Books	\$104.26		
1/10/2020	7353-225	Accounts Payable	Amazon/GECRB-Statement 12/10/19	\$594.45		
1/10/2020	7353-246	Accounts Payable	Baker & Taylor Books-AS Books	\$971.24		
1/10/2020	7353-248	Accounts Payable	Baker & Taylor Books-AS Books	\$605.33		
1/10/2020	7353-250	Accounts Payable	Baker & Taylor Books-AS Books	\$318.78		
1/10/2020	7353-254	Accounts Payable	Baker & Taylor Books-AS Books & G	\$65.52		
1/10/2020	7353-262	Accounts Payable	Baker & Taylor Books-AS Books	\$254.50		
1/10/2020	7353-266	Accounts Payable	Baker & Taylor Books-AS Books & G	\$257.92		
1/10/2020	7353-269	Accounts Payable	Baker & Taylor Books-AS Books & G	\$47.74		
1/10/2020	7353-270	Accounts Payable	Baker & Taylor Books-AS Books	\$885.93		
1/10/2020	7353-272	Accounts Payable	Baker & Taylor Books-AS Books	\$372.02		
1/10/2020	7353-276	Accounts Payable	Baker & Taylor Books-AS books & G	\$1,709.55		
1/10/2020	7353-281	Accounts Payable	Baker & Taylor Books-AS Books	\$1,103.44		
1/10/2020	7353-283	Accounts Payable	Baker & Taylor Books-AS Books	\$17.06		
1/10/2020	7353-287	Accounts Payable	Baker & Taylor Books-AS Books	\$1,321.04		
1/10/2020	7353-289	Accounts Payable	Baker & Taylor Books-AS Books	\$854.52		
1/10/2020	7353-291	Accounts Payable	Baker & Taylor Books-AS Books	\$203.45		
1/10/2020	7353-295	Accounts Payable	Baker & Taylor Books-AS Books	\$1,644.91		
1/10/2020	7353-301	Accounts Payable	Baker & Taylor Books-AS Books & G	\$357.95		
1/10/2020	7353-546	Accounts Payable	Baker & Taylor Books-0003191296		\$16.41	
1/10/2020	7353-550	Accounts Payable	Baker & Taylor Books-0003190912		\$33.97	
1/24/2020	7361-119	Accounts Payable	Amazon/GECRB-Statement 1/10/2020	\$342.97		
			<i>Account Subtotals</i>	<u>\$15,168.15</u>	<u>\$50.38</u>	

**Barrington Public Library District**  
**Account Distribution**  
**General Fund**

<u>Date</u>	<u>Trans.</u>	<u>Journal</u>	<u>Reference</u>	<u>Debit Amount</u>	<u>Credit Amount</u>	<u>Balance</u>
<b>Account: 10-5100-20 (Books)</b>						
1/31/2020			<i>Account Net Change</i>			\$15,117.77
1/31/2020			<i>Account Ending Balance</i>			<u>\$68,566.97</u>
<b>10-5100-60</b>						
<b>Account: 10-5100-60 (Books)</b>						
1/1/2020			<i>Account Beginning Balance</i>			\$24,450.94
1/10/2020	7353-61	Accounts Payable	Baker & Taylor Books-YS Books	\$1,926.78		
1/10/2020	7353-72	Accounts Payable	Baker & Taylor Books-YS Books	\$323.92		
1/10/2020	7353-76	Accounts Payable	Baker & Taylor Books-YS Books	\$372.40		
1/10/2020	7353-78	Accounts Payable	Baker & Taylor Books-YS Books	\$1,293.27		
1/10/2020	7353-277	Accounts Payable	Baker & Taylor Books-YS Books	\$1,529.31		
1/10/2020	7353-279	Accounts Payable	Baker & Taylor Books-YS Books	\$329.67		
1/10/2020	7353-285	Accounts Payable	Baker & Taylor Books-YS Books	\$271.08		
1/10/2020	7353-293	Accounts Payable	Baker & Taylor Books-YS Books	\$368.86		
1/10/2020	7353-297	Accounts Payable	Baker & Taylor Books-YS Books	\$209.08		
			<i>Account Subtotals</i>	<u>\$6,624.37</u>	<u>\$0.00</u>	
1/31/2020			<i>Account Net Change</i>			<u>\$6,624.37</u>
1/31/2020			<i>Account Ending Balance</i>			<u>\$31,075.31</u>
<b>10-5101-20</b>						
<b>Account: 10-5101-20 (Books-Grab &amp; Go)</b>						
1/1/2020			<i>Account Beginning Balance</i>			\$3,644.61
1/10/2020	7353-51	Accounts Payable	Baker & Taylor Books-AS Books & G	\$48.30		
1/10/2020	7353-54	Accounts Payable	Baker & Taylor Books-AS Books & G	\$100.26		
1/10/2020	7353-63	Accounts Payable	Baker & Taylor Books-AS Books & G	\$121.66		
1/10/2020	7353-66	Accounts Payable	Baker & Taylor Books-AS Books & G	\$32.82		
1/10/2020	7353-69	Accounts Payable	Baker & Taylor Books-AS Books & G	\$11.28		
1/10/2020	7353-229	Accounts Payable	Amazon/GECRB-Statement 12/10/19	\$36.14		
1/10/2020	7353-252	Accounts Payable	Baker & Taylor Books-AS Books & G	\$16.00		
1/10/2020	7353-264	Accounts Payable	Baker & Taylor Books-AS Books & G	\$31.72		
1/10/2020	7353-267	Accounts Payable	Baker & Taylor Books-AS Books & G	\$16.00		
1/10/2020	7353-274	Accounts Payable	Baker & Taylor Books-AS books & G	\$16.41		
1/10/2020	7353-299	Accounts Payable	Baker & Taylor Books-AS Books & G	\$27.76		
			<i>Account Subtotals</i>	<u>\$458.35</u>	<u>\$0.00</u>	
1/31/2020			<i>Account Net Change</i>			<u>\$458.35</u>
1/31/2020			<i>Account Ending Balance</i>			<u>\$4,102.96</u>
<b>10-5200-20</b>						
<b>Account: 10-5200-20 (Periodicals)</b>						
1/1/2020			<i>Account Beginning Balance</i>			\$13,423.31
1/31/2020			<i>Account Net Change</i>			<u>\$0.00</u>
1/31/2020			<i>Account Ending Balance</i>			<u>\$13,423.31</u>
<b>10-5210-20</b>						
<b>Account: 10-5210-20 (E-Periodicals)</b>						
1/1/2020			<i>Account Beginning Balance</i>			\$5,220.74
1/31/2020			<i>Account Net Change</i>			<u>\$0.00</u>
1/31/2020			<i>Account Ending Balance</i>			<u>\$5,220.74</u>
<b>10-5300-60</b>						
<b>Account: 10-5300-60 (Circulating Equipment)</b>						

**Barrington Public Library District**  
**Account Distribution**  
**General Fund**

<u>Date</u>	<u>Trans.</u>	<u>Journal</u>	<u>Reference</u>	<u>Debit Amount</u>	<u>Credit Amount</u>	<u>Balance</u>
<b>Account: 10-5300-60 (Circulating Equipment)</b>						
1/1/2020			<i>Account Beginning Balance</i>			\$500.81
1/31/2020			<i>Account Net Change</i>			\$0.00
1/31/2020			<i>Account Ending Balance</i>			<u>\$500.81</u>
<b>10-5310-60</b>						
<b>Account: 10-5310-60 (Audio books-spoken)</b>						
1/1/2020			<i>Account Beginning Balance</i>			\$2,617.18
1/10/2020	7353-98	Accounts Payable	Midwest Tape-Schutt & YS Audiobook	\$24.99		
1/10/2020	7353-320	Accounts Payable	Recorded Books, LLC-YS Audiobook	\$41.40		
1/10/2020	7353-331	Accounts Payable	Midwest Tape-Schutt & YS audiobook	\$14.99		
1/10/2020	7353-359	Accounts Payable	Midwest Tape-Schutt & YS Audiobook	\$59.98		
1/10/2020	7353-368	Accounts Payable	Midwest Tape-Schutt & YS Audiobook	\$39.99		
			<i>Account Subtotals</i>	<u>\$181.35</u>	<u>\$0.00</u>	
1/31/2020			<i>Account Net Change</i>			<u>\$181.35</u>
1/31/2020			<i>Account Ending Balance</i>			<u>\$2,798.53</u>
<b>10-5311-20</b>						
<b>Account: 10-5311-20 (CDs)</b>						
1/1/2020			<i>Account Beginning Balance</i>			\$1,678.32
1/10/2020	7353-88	Accounts Payable	Midwest Tape-AS & YS Music CDs	\$57.96		
1/10/2020	7353-91	Accounts Payable	Midwest Tape-AS & YS Music CDs	\$13.74		
1/10/2020	7353-103	Accounts Payable	Midwest Tape-AS & YS Music CDs	\$44.07		
1/10/2020	7353-106	Accounts Payable	Midwest Tape-AS Music CDs	\$26.73		
1/10/2020	7353-336	Accounts Payable	Midwest Tape-AS Music CDs	\$15.09		
1/10/2020	7353-345	Accounts Payable	Midwest Tape-AS Music CDs	\$44.47		
1/10/2020	7353-360	Accounts Payable	Midwest Tape-AS Music CDs	\$295.76		
1/10/2020	7353-371	Accounts Payable	Midwest Tape-AS Music CDs	\$65.76		
1/10/2020	7353-382	Accounts Payable	Midwest Tape-AS Music CDs	\$12.99		
1/10/2020	7353-500	Accounts Payable	Midwest Tape-AS Music CDs	\$109.12		
			<i>Account Subtotals</i>	<u>\$685.69</u>	<u>\$0.00</u>	
1/31/2020			<i>Account Net Change</i>			<u>\$685.69</u>
1/31/2020			<i>Account Ending Balance</i>			<u>\$2,364.01</u>
<b>10-5311-60</b>						
<b>Account: 10-5311-60 (CDs)</b>						
1/1/2020			<i>Account Beginning Balance</i>			\$231.60
1/9/2020	7352-1	Journal Entry	Correct coding on Midwest Tape invo	\$15.24		
1/10/2020	7353-90	Accounts Payable	Midwest Tape-AS & YS Music CDs	\$16.74		
1/10/2020	7353-93	Accounts Payable	Midwest Tape-AS & YS Music CDs	\$13.74		
1/10/2020	7353-105	Accounts Payable	Midwest Tape-AS & YS Music CDs	\$14.49		
			<i>Account Subtotals</i>	<u>\$60.21</u>	<u>\$0.00</u>	
1/31/2020			<i>Account Net Change</i>			<u>\$60.21</u>
1/31/2020			<i>Account Ending Balance</i>			<u>\$291.81</u>
<b>10-5312-20</b>						
<b>Account: 10-5312-20 (Digital Music)</b>						
1/1/2020			<i>Account Beginning Balance</i>			\$1,950.00
1/31/2020			<i>Account Net Change</i>			\$0.00
1/31/2020			<i>Account Ending Balance</i>			<u>\$1,950.00</u>

**Barrington Public Library District**  
**Account Distribution**  
**General Fund**

<u>Date</u>	<u>Trans.</u>	<u>Journal</u>	<u>Reference</u>	<u>Debit Amount</u>	<u>Credit Amount</u>	<u>Balance</u>
<b>10-5315-20</b>						
<b>Account: 10-5315-20 (E-Books)</b>						
1/1/2020			<i>Account Beginning Balance</i>			\$78,611.24
1/10/2020	7353-404	Accounts Payable	OverDrive Inc.-AS eBooks & eAudio	\$5,041.17		
1/10/2020	7353-407	Accounts Payable	OverDrive Inc.-AS eBooks & eAudio	\$15.96		
1/10/2020	7353-442	Accounts Payable	OverDrive Inc.-AS eBooks	\$187.47		
1/10/2020	7353-444	Accounts Payable	OverDrive Inc.-AS eBooks	\$732.83		
1/10/2020	7353-446	Accounts Payable	OverDrive Inc.-AS eBooks	\$464.97		
1/10/2020	7353-448	Accounts Payable	OverDrive Inc.-AS eBooks	\$251.99		
1/10/2020	7353-450	Accounts Payable	OverDrive Inc.-AS eBooks	\$115.99		
1/10/2020	7353-452	Accounts Payable	OverDrive Inc.-AS eBooks	\$1,110.39		
1/10/2020	7353-454	Accounts Payable	OverDrive Inc.-AS eBooks	\$570.92		
1/10/2020	7353-456	Accounts Payable	OverDrive Inc.-AS eBooks	\$35.98		
1/10/2020	7353-458	Accounts Payable	OverDrive Inc.-AS eBooks	\$2,183.50		
1/10/2020	7353-460	Accounts Payable	OverDrive Inc.-AS eBooks	\$511.98		
1/10/2020	7353-462	Accounts Payable	OverDrive Inc.-AS eBooks	\$419.91		
1/10/2020	7353-464	Accounts Payable	OverDrive Inc.-AS eBooks	\$1,670.62		
			<i>Account Subtotals</i>	\$13,313.68	\$0.00	
1/31/2020			<i>Account Net Change</i>			\$13,313.68
1/31/2020			<i>Account Ending Balance</i>			\$91,924.92
<b>10-5315-60</b>						
<b>Account: 10-5315-60 (E-Books)</b>						
1/1/2020			<i>Account Beginning Balance</i>			\$17,543.44
1/10/2020	7353-414	Accounts Payable	OverDrive Inc.-YS eBooks	\$54.96		
1/10/2020	7353-416	Accounts Payable	OverDrive Inc.-YS eBooks	\$447.53		
1/10/2020	7353-418	Accounts Payable	OverDrive Inc.-YS eBooks	\$819.38		
1/10/2020	7353-420	Accounts Payable	OverDrive Inc.-YS eBooks	\$145.25		
1/10/2020	7353-422	Accounts Payable	OverDrive Inc.-YS eBooks	\$762.93		
			<i>Account Subtotals</i>	\$2,230.05	\$0.00	
1/31/2020			<i>Account Net Change</i>			\$2,230.05
1/31/2020			<i>Account Ending Balance</i>			\$19,773.49
<b>10-5320-20</b>						
<b>Account: 10-5320-20 (DVDs)</b>						
1/1/2020			<i>Account Beginning Balance</i>			\$22,692.09
1/10/2020	7353-108	Accounts Payable	Midwest Tape-AS DVDs	\$33.98		
1/10/2020	7353-114	Accounts Payable	Midwest Tape-AS DVDs & GG	\$201.18		
1/10/2020	7353-119	Accounts Payable	Midwest Tape-AS DVDs & GG	\$313.61		
1/10/2020	7353-120	Accounts Payable	Midwest Tape-AS DVDs	\$276.11		
1/10/2020	7353-122	Accounts Payable	Midwest Tape-AS DVDs	\$24.49		
1/10/2020	7353-159	Accounts Payable	Midwest Tape-AS DVDs	\$24.49		
1/10/2020	7353-161	Accounts Payable	Midwest Tape-AS DVDs	\$167.95		
1/10/2020	7353-163	Accounts Payable	Midwest Tape-AS DVDs	\$60.72		
1/10/2020	7353-169	Accounts Payable	Midwest Tape-AS DVDs	\$889.62		
1/10/2020	7353-173	Accounts Payable	Midwest Tape-AS DVDs & GG	\$139.70		
1/10/2020	7353-176	Accounts Payable	Midwest Tape-AS DVDs & GG	\$361.61		
1/10/2020	7353-177	Accounts Payable	Midwest Tape-AS DVDs	\$34.99		
1/10/2020	7353-183	Accounts Payable	Midwest Tape-AS DVDs & GG	\$371.14		
1/10/2020	7353-184	Accounts Payable	Midwest Tape-AS DVDs	\$54.23		
1/10/2020	7353-186	Accounts Payable	Midwest Tape-AS DVDs	\$140.97		
1/10/2020	7353-188	Accounts Payable	Midwest Tape-AS DVDs	\$106.18		
1/10/2020	7353-192	Accounts Payable	Midwest Tape-AS DVDs & GG	\$319.61		
1/10/2020	7353-227	Accounts Payable	Amazon/GECRB-Statement 12/10/19	\$14.43		
1/10/2020	7353-257	Accounts Payable	Midwest Tape-AS DVDs & GG	\$197.43		

**Barrington Public Library District**  
**Account Distribution**  
**General Fund**

<u>Date</u>	<u>Trans.</u>	<u>Journal</u>	<u>Reference</u>	<u>Debit Amount</u>	<u>Credit Amount</u>	<u>Balance</u>
<b>Account: 10-5320-20 (DVDs)</b>						
1/10/2020	7353-326	Accounts Payable	Midwest Tape-AS DVDs & GG	\$137.96		
1/10/2020	7353-332	Accounts Payable	Midwest Tape-AS DVDs	\$136.18		
1/10/2020	7353-334	Accounts Payable	Midwest Tape-AS DVDs	\$56.48		
1/10/2020	7353-340	Accounts Payable	Midwest Tape-AS DVDs & GG	\$188.94		
1/10/2020	7353-341	Accounts Payable	Midwest Tape-AS DVDs	\$138.45		
1/10/2020	7353-343	Accounts Payable	Midwest Tape-AS DVDs	\$104.96		
1/10/2020	7353-351	Accounts Payable	Midwest Tape-AS DVDs & GG	\$344.62		
1/10/2020	7353-354	Accounts Payable	Midwest Tape-AS DVDs & GG	\$666.33		
1/10/2020	7353-362	Accounts Payable	Midwest Tape-AS DVDs	\$18.49		
1/10/2020	7353-373	Accounts Payable	Midwest Tape-AS DVDs	\$37.73		
1/10/2020	7353-377	Accounts Payable	Midwest Tape-AS DVDs & GG	\$144.95		
1/10/2020	7353-480	Accounts Payable	Midwest Tape-AS DVDs	\$45.98		
1/10/2020	7353-482	Accounts Payable	Midwest Tape-AS DVDs	\$31.73		
1/10/2020	7353-484	Accounts Payable	Midwest Tape-AS DVDs	\$43.73		
1/10/2020	7353-496	Accounts Payable	Midwest Tape-AS DVDs	\$84.24		
1/10/2020	7353-498	Accounts Payable	Midwest Tape-AS DVDs	\$46.47		
			<i>Account Subtotals</i>	\$5,959.68	\$0.00	
1/31/2020			<i>Account Net Change</i>			\$5,959.68
1/31/2020			<i>Account Ending Balance</i>			\$28,651.77
<b>10-5320-60</b>						
<b>Account: 10-5320-60 (DVDs)</b>						
			<i>Account Beginning Balance</i>			\$7,105.01
1/10/2020	7353-110	Accounts Payable	Midwest Tape-YS DVDs	\$85.44		
1/10/2020	7353-115	Accounts Payable	Midwest Tape-YS DVDs	\$148.19		
1/10/2020	7353-165	Accounts Payable	Midwest Tape-YS DVDs	\$28.49		
1/10/2020	7353-167	Accounts Payable	Midwest Tape-YS DVDs	\$14.74		
1/10/2020	7353-179	Accounts Payable	Midwest Tape-YS DVDs	\$332.90		
1/10/2020	7353-193	Accounts Payable	Midwest Tape-YS DVDs	\$63.46		
1/10/2020	7353-347	Accounts Payable	Midwest Tape-YS DVDs	\$90.46		
1/10/2020	7353-369	Accounts Payable	Midwest Tape-YS DVDs	\$87.47		
1/10/2020	7353-378	Accounts Payable	Midwest Tape-YS DVDs	\$26.49		
1/10/2020	7353-380	Accounts Payable	Midwest Tape-YS DVDs	\$16.99		
1/10/2020	7353-478	Accounts Payable	Midwest Tape-YS DVDs	\$276.66		
1/10/2020	7353-486	Accounts Payable	Midwest Tape-YS DVDs	\$16.99		
1/10/2020	7353-488	Accounts Payable	Midwest Tape-YS DVDs	\$55.47		
1/10/2020	7353-490	Accounts Payable	Midwest Tape-YS DVDs	\$31.24		
1/10/2020	7353-492	Accounts Payable	Midwest Tape-YS DVDs	\$14.74		
1/10/2020	7353-494	Accounts Payable	Midwest Tape-YS DVDs	\$26.49		
			<i>Account Subtotals</i>	\$1,316.22	\$0.00	
1/31/2020			<i>Account Net Change</i>			\$1,316.22
1/31/2020			<i>Account Ending Balance</i>			\$8,421.23
<b>10-5321-20</b>						
<b>Account: 10-5321-20 (DVDs Grab &amp; Go)</b>						
			<i>Account Beginning Balance</i>			\$3,982.78
1/10/2020	7353-112	Accounts Payable	Midwest Tape-AS DVDs & GG	\$86.22		
1/10/2020	7353-117	Accounts Payable	Midwest Tape-AS DVDs & GG	\$73.47		
1/10/2020	7353-171	Accounts Payable	Midwest Tape-AS DVDs & GG	\$57.48		
1/10/2020	7353-174	Accounts Payable	Midwest Tape-AS DVDs & GG	\$48.98		
1/10/2020	7353-181	Accounts Payable	Midwest Tape-AS DVDs & GG	\$101.22		
1/10/2020	7353-190	Accounts Payable	Midwest Tape-AS DVDs & GG	\$47.48		
1/10/2020	7353-255	Accounts Payable	Midwest Tape-AS DVDs & GG	\$61.48		
1/10/2020	7353-324	Accounts Payable	Midwest Tape-AS DVDs & GG	\$68.98		
1/10/2020	7353-338	Accounts Payable	Midwest Tape-AS DVDs & GG	\$94.47		

**Barrington Public Library District**  
**Account Distribution**  
**General Fund**

<u>Date</u>	<u>Trans.</u>	<u>Journal</u>	<u>Reference</u>	<u>Debit Amount</u>	<u>Credit Amount</u>	<u>Balance</u>
<b>Account: 10-5321-20 (DVDs Grab &amp; Go)</b>						
1/10/2020	7353-349	Accounts Payable	Midwest Tape-AS DVDs & GG	\$48.98		
1/10/2020	7353-352	Accounts Payable	Midwest Tape-AS DVDs & GG	\$282.16		
1/10/2020	7353-375	Accounts Payable	Midwest Tape-AS DVDs & GG	\$62.98		
			<i>Account Subtotals</i>	\$1,033.90	\$0.00	
1/31/2020			<i>Account Net Change</i>			\$1,033.90
1/31/2020			<i>Account Ending Balance</i>			\$5,016.68
<b>10-5325-20</b>						
<b>Account: 10-5325-20 (E-DVDs)</b>						
1/1/2020			<i>Account Beginning Balance</i>			\$22,350.00
1/10/2020	7353-221	Accounts Payable	Midwest Tape-Hoopla-Advance Digi	\$17,000.00		
			<i>Account Subtotals</i>	\$17,000.00	\$0.00	
1/31/2020			<i>Account Net Change</i>			\$17,000.00
1/31/2020			<i>Account Ending Balance</i>			\$39,350.00
<b>10-5330-20</b>						
<b>Account: 10-5330-20 (E-Audio Books)</b>						
1/1/2020			<i>Account Beginning Balance</i>			\$34,047.22
1/10/2020	7353-406	Accounts Payable	OverDrive Inc.-AS eBooks & eAudio	\$15.00		
1/10/2020	7353-409	Accounts Payable	OverDrive Inc.-AS eBooks & eAudio	\$97.02		
1/10/2020	7353-424	Accounts Payable	OverDrive Inc.-AS eAudio	\$641.19		
1/10/2020	7353-426	Accounts Payable	OverDrive Inc.-AS CPC	\$98.57		
1/10/2020	7353-428	Accounts Payable	OverDrive Inc.-AS eAudio	\$1,291.41		
1/10/2020	7353-430	Accounts Payable	OverDrive Inc.-AS eAudio	\$110.46		
1/10/2020	7353-432	Accounts Payable	OverDrive Inc.-AS eAudio	\$125.46		
1/10/2020	7353-434	Accounts Payable	OverDrive Inc.-AS eAudio	\$617.46		
1/10/2020	7353-436	Accounts Payable	OverDrive Inc.-AS eAudio	\$199.99		
1/10/2020	7353-438	Accounts Payable	OverDrive Inc.-AS eAudio	\$566.61		
1/10/2020	7353-440	Accounts Payable	OverDrive Inc.-AS eAudio	\$2,534.32		
			<i>Account Subtotals</i>	\$6,297.49	\$0.00	
1/31/2020			<i>Account Net Change</i>			\$6,297.49
1/31/2020			<i>Account Ending Balance</i>			\$40,344.71
<b>10-5330-60</b>						
<b>Account: 10-5330-60 (E-Audio Books)</b>						
1/1/2020			<i>Account Beginning Balance</i>			\$4,299.58
1/10/2020	7353-410	Accounts Payable	OverDrive Inc.-YS eAudio	\$684.67		
1/10/2020	7353-412	Accounts Payable	OverDrive Inc.-YS eAudio	\$324.85		
			<i>Account Subtotals</i>	\$1,009.52	\$0.00	
1/31/2020			<i>Account Net Change</i>			\$1,009.52
1/31/2020			<i>Account Ending Balance</i>			\$5,309.10
<b>10-5335-00</b>						
<b>Account: 10-5335-00 (Refund for Materials lost &amp; paid)</b>						
1/1/2020			<i>Account Beginning Balance</i>			\$777.74
1/17/2020	7358-1	Journal Entry	Void prior FY check #8214-Karin Ols		\$16.99	
1/17/2020	7359-1	Journal Entry	Void prior year check-Ellie Kim #8018		\$59.99	
1/21/2020	7360-1	Accounts Payable	Ellie Kim-One-Time Check-8737	\$59.99		
1/21/2020	7360-3	Accounts Payable	Karin Olson-One-Time Check-8738	\$16.99		
1/21/2020	7360-5	Accounts Payable	Sally L. Robinson-One-Time Check-873	\$14.95		

**Barrington Public Library District**  
**Account Distribution**  
**General Fund**

<u>Date</u>	<u>Trans.</u>	<u>Journal</u>	<u>Reference</u>	<u>Debit Amount</u>	<u>Credit Amount</u>	<u>Balance</u>
<b>Account: 10-5335-00 (Refund for Materials lost &amp; paid)</b>						
1/21/2020	7360-7	Accounts Payable	Margaret Cournoyer-One-Time Check	\$15.99		
1/21/2020	7360-9	Accounts Payable	North Central Region-One-Time Check	\$20.00		
			<i>Account Subtotals</i>	\$127.92	\$76.98	
1/31/2020			<i>Account Net Change</i>			\$50.94
1/31/2020			<i>Account Ending Balance</i>			\$828.68
<b>10-5350-20</b>						
<b>Account: 10-5350-20 (AV Video Games)</b>						
1/1/2020			<i>Account Beginning Balance</i>			\$1,877.15
1/10/2020	7353-43	Accounts Payable	Thomas Klise/Crimson-AS Video Gam	\$31.57		
1/10/2020	7353-45	Accounts Payable	Thomas Klise/Crimson-AS Video Gam	\$62.11		
1/10/2020	7353-228	Accounts Payable	Amazon/GECRB-Statement 12/10/19	\$59.95		
1/10/2020	7353-318	Accounts Payable	Thomas Klise/Crimson-AS Video Gam	\$716.71		
1/24/2020	7361-121	Accounts Payable	Amazon/GECRB-Statement 1/10/2020	\$39.99		
			<i>Account Subtotals</i>	\$910.33	\$0.00	
1/31/2020			<i>Account Net Change</i>			\$910.33
1/31/2020			<i>Account Ending Balance</i>			\$2,787.48
<b>10-5350-60</b>						
<b>Account: 10-5350-60 (AV Video Games)</b>						
1/1/2020			<i>Account Beginning Balance</i>			\$1,804.61
1/10/2020	7353-35	Accounts Payable	Ingram Library Servi-YS Video Game	\$28.49		
1/10/2020	7353-37	Accounts Payable	Ingram Library Servi-YS Video Game	\$56.98		
1/10/2020	7353-39	Accounts Payable	Ingram Library Servi-YS Video Game	\$189.96		
1/10/2020	7353-41	Accounts Payable	Ingram Library Servi-YS Video Game	\$113.98		
1/10/2020	7353-322	Accounts Payable	Ingram Library Servi-YS Video Game	\$151.97		
			<i>Account Subtotals</i>	\$541.38	\$0.00	
1/31/2020			<i>Account Net Change</i>			\$541.38
1/31/2020			<i>Account Ending Balance</i>			\$2,345.99
<b>10-5400-60</b>						
<b>Account: 10-5400-60 (Realia)</b>						
1/1/2020			<i>Account Beginning Balance</i>			\$302.37
1/31/2020			<i>Account Net Change</i>			\$0.00
1/31/2020			<i>Account Ending Balance</i>			\$302.37
<b>10-5500-20</b>						
<b>Account: 10-5500-20 (Electronic information)</b>						
1/1/2020			<i>Account Beginning Balance</i>			\$67,553.09
1/10/2020	7353-29	Accounts Payable	Skillsoft Corp-Education-IT Pro	\$13,177.88		
1/24/2020	7361-35	Accounts Payable	Thomson Reuters-West-December 20	\$496.96		
			<i>Account Subtotals</i>	\$13,674.84	\$0.00	
1/31/2020			<i>Account Net Change</i>			\$13,674.84
1/31/2020			<i>Account Ending Balance</i>			\$81,227.93
<b>10-5500-60</b>						
<b>Account: 10-5500-60 (Electronic information)</b>						
1/1/2020			<i>Account Beginning Balance</i>			\$7,417.00

**Barrington Public Library District**  
**Account Distribution**  
**General Fund**

<u>Date</u>	<u>Trans.</u>	<u>Journal</u>	<u>Reference</u>	<u>Debit Amount</u>	<u>Credit Amount</u>	<u>Balance</u>
<b>Account: 10-5500-60 (Electronic information)</b>						
1/31/2020			<i>Account Net Change</i>			\$0.00
1/31/2020			<i>Account Ending Balance</i>			<u>\$7,417.00</u>
<b>10-5600-00</b>						
<b>Account: 10-5600-00 (Pilot Programs)</b>						
1/1/2020			<i>Account Beginning Balance</i>			\$954.11
1/10/2020	7353-13	Accounts Payable	Amazon Capital Servi-Drawer Parts a	\$29.99		
1/10/2020	7353-153	Accounts Payable	Amazon Capital Servi-Coin Envelopes	\$71.95		
1/24/2020	7361-91	Accounts Payable	First Bankcard-Seed Savers-50 seed pa	\$15.00		
			<i>Account Subtotals</i>	<u>\$116.94</u>	<u>\$0.00</u>	
1/31/2020			<i>Account Net Change</i>			<u>\$116.94</u>
1/31/2020			<i>Account Ending Balance</i>			<u>\$1,071.05</u>
<b>10-5610-10</b>						
<b>Account: 10-5610-10 (Library programs)</b>						
1/1/2020			<i>Account Beginning Balance</i>			\$108.99
1/31/2020			<i>Account Net Change</i>			<u>\$0.00</u>
1/31/2020			<i>Account Ending Balance</i>			<u>\$108.99</u>
<b>10-5610-12</b>						
<b>Account: 10-5610-12 (Library programs)</b>						
1/1/2020			<i>Account Beginning Balance</i>			\$1,995.22
1/24/2020	7361-28	Accounts Payable	Amazon Capital Servi-Cutters & Bla	\$165.89		
1/24/2020	7361-67	Accounts Payable	First Bankcard-Webstaurant store-Mak	\$45.74		
1/24/2020	7361-75	Accounts Payable	First Bankcard-Ocooch Hardwoods-Make	\$101.00		
			<i>Account Subtotals</i>	<u>\$312.63</u>	<u>\$0.00</u>	
1/31/2020			<i>Account Net Change</i>			<u>\$312.63</u>
1/31/2020			<i>Account Ending Balance</i>			<u>\$2,307.85</u>
<b>10-5610-20</b>						
<b>Account: 10-5610-20 (Library programs)</b>						
1/1/2020			<i>Account Beginning Balance</i>			\$14,708.70
1/10/2020	7353-82	Accounts Payable	Baker & Taylor Books-YS Programs	\$140.82		
1/24/2020	7361-43	Accounts Payable	Peter P. Oprisko II-Second Friday Perf	\$995.00		
1/24/2020	7361-45	Accounts Payable	Wired Lotus-Herringbone Weave Pend	\$150.00		
1/24/2020	7361-47	Accounts Payable	Skip Griparis-Silver Stages performanc	\$400.00		
1/24/2020	7361-49	Accounts Payable	Mary Loughman-Home Staging progr	\$100.00		
1/24/2020	7361-53	Accounts Payable	One Earth Film Festi-Documentary Li	\$500.00		
1/24/2020	7361-71	Accounts Payable	First Bankcard-Amazon-Washi Tape &	\$37.46		
1/24/2020	7361-89	Accounts Payable	First Bankcard-Heinens-Second Friday	\$91.14		
1/24/2020	7361-95	Accounts Payable	First Bankcard-Nothing Bundt Cakes-P	\$232.96		
1/24/2020	7361-97	Accounts Payable	First Bankcard-Heinens-Second Friday	\$83.30		
1/24/2020	7361-99	Accounts Payable	First Bankcard-Ciao Baby-LIT progra	\$125.00		
			<i>Account Subtotals</i>	<u>\$2,855.68</u>	<u>\$0.00</u>	
1/31/2020			<i>Account Net Change</i>			<u>\$2,855.68</u>
1/31/2020			<i>Account Ending Balance</i>			<u>\$17,564.38</u>
<b>10-5610-60</b>						
<b>Account: 10-5610-60 (Library programs)</b>						
1/1/2020			<i>Account Beginning Balance</i>			\$5,353.98



**Barrington Public Library District**  
**Account Distribution**  
**General Fund**

<u>Date</u>	<u>Trans.</u>	<u>Journal</u>	<u>Reference</u>	<u>Debit Amount</u>	<u>Credit Amount</u>	<u>Balance</u>
<b>Account: 10-5610-60 (Library programs)</b>						
1/10/2020	7353-215	Accounts Payable	Susan Fulcher-Deposit-Superhero Pup	\$100.00		
1/10/2020	7353-510	Accounts Payable	Amazon Capital Servi-Tote bags, dim	\$47.67		
1/10/2020	7353-542	Accounts Payable	Baker & Taylor Books-0003190366		\$53.70	
1/24/2020	7361-51	Accounts Payable	Dan Laib Studios-Magic and Art Sho	\$450.00		
			<i>Account Subtotals</i>	\$597.67	\$53.70	
1/31/2020			<i>Account Net Change</i>			\$543.97
1/31/2020			<i>Account Ending Balance</i>			\$5,897.95
<b>10-5700-50</b>						
<b>Account: 10-5700-50 (Processing supplies)</b>						
1/1/2020			<i>Account Beginning Balance</i>			\$2,212.76
1/24/2020	7361-21	Accounts Payable	Demco-Processing supplies & Orange t	\$369.78		
			<i>Account Subtotals</i>	\$369.78	\$0.00	
1/31/2020			<i>Account Net Change</i>			\$369.78
1/31/2020			<i>Account Ending Balance</i>			\$2,582.54
<b>10-5710-50</b>						
<b>Account: 10-5710-50 (Online Computer Library Center)</b>						
1/1/2020			<i>Account Beginning Balance</i>			\$30,646.63
1/31/2020			<i>Account Net Change</i>			\$0.00
1/31/2020			<i>Account Ending Balance</i>			\$30,646.63
<b>10-6100-10</b>						
<b>Account: 10-6100-10 (Departmental supplies)</b>						
1/1/2020			<i>Account Beginning Balance</i>			\$580.61
1/31/2020			<i>Account Net Change</i>			\$0.00
1/31/2020			<i>Account Ending Balance</i>			\$580.61
<b>10-6100-11</b>						
<b>Account: 10-6100-11 (Departmental supplies)</b>						
1/1/2020			<i>Account Beginning Balance</i>			\$997.99
1/10/2020	7353-512	Accounts Payable	CDW Government-25' CAT6 Snagless	\$27.70		
1/24/2020	7361-115	Accounts Payable	First Bankcard-Battery Solutions-Recy	\$109.95		
			<i>Account Subtotals</i>	\$137.65	\$0.00	
1/31/2020			<i>Account Net Change</i>			\$137.65
1/31/2020			<i>Account Ending Balance</i>			\$1,135.64
<b>10-6100-12</b>						
<b>Account: 10-6100-12 (Departmental supplies)</b>						
1/1/2020			<i>Account Beginning Balance</i>			\$69.69
1/24/2020	7361-30	Accounts Payable	Amazon Capital Servi-Cutters & Bla	\$52.82		
			<i>Account Subtotals</i>	\$52.82	\$0.00	
1/31/2020			<i>Account Net Change</i>			\$52.82
1/31/2020			<i>Account Ending Balance</i>			\$122.51
<b>10-6100-13</b>						
<b>Account: 10-6100-13 (Departmental supplies)</b>						

**Barrington Public Library District**  
**Account Distribution**  
**General Fund**

<u>Date</u>	<u>Trans.</u>	<u>Journal</u>	<u>Reference</u>	<u>Debit Amount</u>	<u>Credit Amount</u>	<u>Balance</u>
<b>Account: 10-6100-13 (Departmental supplies)</b>						
1/1/2020			<i>Account Beginning Balance</i>			\$211.78
1/24/2020	7361-103	Accounts Payable	First Bankcard-Lands End-staff polos	\$70.55		
			<i>Account Subtotals</i>	\$70.55	\$0.00	
1/31/2020			<i>Account Net Change</i>			\$70.55
1/31/2020			<i>Account Ending Balance</i>			\$282.33
<b>10-6100-20</b>						
<b>Account: 10-6100-20 (Departmental supplies)</b>						
1/1/2020			<i>Account Beginning Balance</i>			\$489.99
1/24/2020	7361-23	Accounts Payable	Demco-Processing supplies & Orange t	\$58.17		
			<i>Account Subtotals</i>	\$58.17	\$0.00	
1/31/2020			<i>Account Net Change</i>			\$58.17
1/31/2020			<i>Account Ending Balance</i>			\$548.16
<b>10-6100-40</b>						
<b>Account: 10-6100-40 (Departmental supplies)</b>						
1/1/2020			<i>Account Beginning Balance</i>			\$764.94
1/10/2020	7353-15	Accounts Payable	Amazon Capital Servi-First Aid supp	\$30.95		
1/24/2020	7361-7	Accounts Payable	Amazon Capital Servi-Rubber Bands	\$7.02		
			<i>Account Subtotals</i>	\$37.97	\$0.00	
1/31/2020			<i>Account Net Change</i>			\$37.97
1/31/2020			<i>Account Ending Balance</i>			\$802.91
<b>10-6100-60</b>						
<b>Account: 10-6100-60 (Departmental supplies)</b>						
1/1/2020			<i>Account Beginning Balance</i>			\$53.85
1/31/2020			<i>Account Net Change</i>			\$0.00
1/31/2020			<i>Account Ending Balance</i>			\$53.85
<b>10-6110-40</b>						
<b>Account: 10-6110-40 (Collection agency)</b>						
1/1/2020			<i>Account Beginning Balance</i>			\$545.95
1/31/2020			<i>Account Net Change</i>			\$0.00
1/31/2020			<i>Account Ending Balance</i>			\$545.95
<b>10-6200-10</b>						
<b>Account: 10-6200-10 (Office supplies)</b>						
1/1/2020			<i>Account Beginning Balance</i>			\$2,614.12
1/10/2020	7353-17	Accounts Payable	Amazon Capital Servi-Calendars	\$98.38		
1/10/2020	7353-19	Accounts Payable	Amazon Capital Servi-Calendars	\$29.45		
1/10/2020	7353-148	Accounts Payable	Amazon Capital Servi-Notepads, pla	\$99.46		
1/10/2020	7353-157	Accounts Payable	Amazon Capital Servi-Assorted Symp	\$15.98		
1/10/2020	7353-312	Accounts Payable	Interstate All Batte-AA & AAA batteri	\$212.08		
			<i>Account Subtotals</i>	\$455.35	\$0.00	
1/31/2020			<i>Account Net Change</i>			\$455.35
1/31/2020			<i>Account Ending Balance</i>			\$3,069.47
<b>10-6300-10</b>						

**Barrington Public Library District**  
**Account Distribution**  
**General Fund**

<u>Date</u>	<u>Trans.</u>	<u>Journal</u>	<u>Reference</u>	<u>Debit Amount</u>	<u>Credit Amount</u>	<u>Balance</u>
<b>Account: 10-6300-10 (Postage)</b>						
1/1/2020			<i>Account Beginning Balance</i>			\$364.16
1/24/2020	7361-77	Accounts Payable	First Bankcard-Stamps.com-Fund onlin	\$400.00		
1/24/2020	7361-81	Accounts Payable	First Bankcard-Stamps.com-Stamp she	\$53.38		
1/24/2020	7361-87	Accounts Payable	First Bankcard-Stamps.com-Replenish	\$400.00		
			<i>Account Subtotals</i>	<u>\$853.38</u>	<u>\$0.00</u>	
1/31/2020			<i>Account Net Change</i>			<u>\$853.38</u>
1/31/2020			<i>Account Ending Balance</i>			<u><u>\$1,217.54</u></u>
<b>10-6300-13</b>						
<b>Account: 10-6300-13 (Postage)</b>						
1/1/2020			<i>Account Beginning Balance</i>			\$0.00
1/10/2020	7353-31	Accounts Payable	United States Postal-Funding Postage P	\$925.00		
			<i>Account Subtotals</i>	<u>\$925.00</u>	<u>\$0.00</u>	
1/31/2020			<i>Account Net Change</i>			<u>\$925.00</u>
1/31/2020			<i>Account Ending Balance</i>			<u><u>\$925.00</u></u>
<b>10-6400-13</b>						
<b>Account: 10-6400-13 (Promotional &amp; display materials)</b>						
1/1/2020			<i>Account Beginning Balance</i>			\$7,463.97
1/10/2020	7353-33	Accounts Payable	Graphic 14-Lables and Paper	\$279.28		
1/24/2020	7361-107	Accounts Payable	First Bankcard-Vistaprint-Business Car	\$157.66		
			<i>Account Subtotals</i>	<u>\$436.94</u>	<u>\$0.00</u>	
1/31/2020			<i>Account Net Change</i>			<u>\$436.94</u>
1/31/2020			<i>Account Ending Balance</i>			<u><u>\$7,900.91</u></u>
<b>10-6500-10</b>						
<b>Account: 10-6500-10 (Fees &amp; Service Charges)</b>						
1/1/2020			<i>Account Beginning Balance</i>			\$8,291.69
1/13/2020	7356-11	Journal Entry	Payroll funding for 1/17/20 payroll	\$1,103.05		
1/28/2020	7377-11	Journal Entry	Payroll funding for 1/31/20 payroll	\$180.28		
1/31/2020	7382-2	Journal Entry	January 2020 BOA Merchant A/C fees	\$421.96		
1/31/2020	7382-5	Journal Entry	January 2020 Nayax Fees	\$68.60		
1/31/2020	7383-1	Journal Entry	Barrington Bank Fees January 2020	\$42.50		
1/31/2020	7388-14	Journal Entry	Sawyer Falduto Fees January 2020	\$266.00		
			<i>Account Subtotals</i>	<u>\$2,082.39</u>	<u>\$0.00</u>	
1/31/2020			<i>Account Net Change</i>			<u>\$2,082.39</u>
1/31/2020			<i>Account Ending Balance</i>			<u><u>\$10,374.08</u></u>
<b>10-7500-10</b>						
<b>Account: 10-7500-10 (Security)</b>						
1/1/2020			<i>Account Beginning Balance</i>			\$1,362.00
1/31/2020			<i>Account Net Change</i>			<u>\$0.00</u>
1/31/2020			<i>Account Ending Balance</i>			<u><u>\$1,362.00</u></u>
<b>10-7600-10</b>						
<b>Account: 10-7600-10 (Utilities-electric)</b>						
1/1/2020			<i>Account Beginning Balance</i>			\$55,539.84
1/10/2020	7353-240	Accounts Payable	MidAmerican Energy C-Utilities: Ele	\$7,368.74		

**Barrington Public Library District**  
**Account Distribution**  
**General Fund**

<u>Date</u>	<u>Trans.</u>	<u>Journal</u>	<u>Reference</u>	<u>Debit Amount</u>	<u>Credit Amount</u>	<u>Balance</u>
<b>Account: 10-7600-10 (Utilities-electric)</b>						
			<i>Account Subtotals</i>	\$7,368.74	\$0.00	
1/31/2020			<i>Account Net Change</i>			\$7,368.74
1/31/2020			<i>Account Ending Balance</i>			\$62,908.58
<b>10-7610-10</b>						
<b>Account: 10-7610-10 (Utilities-gas)</b>						
1/1/2020			<i>Account Beginning Balance</i>			\$4,398.47
1/10/2020	7353-219	Accounts Payable	Nicor Gas-Utilities: Gas 11/21/19-12/2	\$1,769.79		
			<i>Account Subtotals</i>	\$1,769.79	\$0.00	
1/31/2020			<i>Account Net Change</i>			\$1,769.79
1/31/2020			<i>Account Ending Balance</i>			\$6,168.26
<b>10-7620-10</b>						
<b>Account: 10-7620-10 (Utilities-water, sewer)</b>						
1/1/2020			<i>Account Beginning Balance</i>			\$10,963.46
1/10/2020	7353-306	Accounts Payable	Village of Barrington-Water/Sewer Nove	\$533.03		
			<i>Account Subtotals</i>	\$533.03	\$0.00	
1/31/2020			<i>Account Net Change</i>			\$533.03
1/31/2020			<i>Account Ending Balance</i>			\$11,496.49
<b>10-7630-10</b>						
<b>Account: 10-7630-10 (Utilities-Garbage)</b>						
1/1/2020			<i>Account Beginning Balance</i>			\$1,934.58
1/10/2020	7353-304	Accounts Payable	Groot Inc-Utilities: Garbage and Recyc	\$329.52		
			<i>Account Subtotals</i>	\$329.52	\$0.00	
1/31/2020			<i>Account Net Change</i>			\$329.52
1/31/2020			<i>Account Ending Balance</i>			\$2,264.10
<b>10-7700-10</b>						
<b>Account: 10-7700-10 (Telephone)</b>						
1/1/2020			<i>Account Beginning Balance</i>			\$17,088.17
1/10/2020	7353-213	Accounts Payable	AT&T-Service 12/16/19-1/15/20	\$503.10		
1/10/2020	7353-217	Accounts Payable	AT&T Mobility-Cellular Service 12/	\$262.09		
1/10/2020	7353-223	Accounts Payable	Technology Managemen-Communicati	\$950.00		
1/10/2020	7353-234	Accounts Payable	AT&T-Telephone-POTS 12/22/19-0	\$130.51		
1/24/2020	7361-11	Accounts Payable	Call One-Service 1/15/20-2/14/20 & 1	\$954.05		
1/24/2020	7361-31	Accounts Payable	Comcast-Service 1/12/20-2/11/20	\$353.35		
1/24/2020	7361-55	Accounts Payable	Comcast-Smart Room Technology	\$92.84		
			<i>Account Subtotals</i>	\$3,245.94	\$0.00	
1/31/2020			<i>Account Net Change</i>			\$3,245.94
1/31/2020			<i>Account Ending Balance</i>			\$20,334.11
<b>10-7810-30</b>						
<b>Account: 10-7810-30 (Building maintenance &amp; repair)</b>						
1/1/2020			<i>Account Beginning Balance</i>			\$0.00
1/10/2020	7353-538	Accounts Payable	Complete Cleaning Co-CM0685		\$214.44	
1/15/2020	7355-2	Journal Entry	Reclassify Complete Cleaning CM068	\$214.44		

**Barrington Public Library District**  
**Account Distribution**  
**General Fund**

<u>Date</u>	<u>Trans.</u>	<u>Journal</u>	<u>Reference</u>	<u>Debit Amount</u>	<u>Credit Amount</u>	<u>Balance</u>
<b>Account: 10-7810-30 (Building maintenance &amp; repair)</b>						
1/24/2020	7361-124	Accounts Payable	Complete Cleaning Co-CM0687		\$23.35	
1/24/2020	7363-1	Journal Entry	Rclassifiy Complete Cleaning Credit M	\$23.35		
			<i>Account Subtotals</i>	\$237.79	\$237.79	
1/31/2020			<i>Account Net Change</i>			\$0.00
1/31/2020			<i>Account Ending Balance</i>			\$0.00
<b>10-7840-30</b>						
<b>Account: 10-7840-30 (Site maintenance)</b>						
1/1/2020			<i>Account Beginning Balance</i>			\$0.00
1/24/2020	7361-19	Accounts Payable	Tovar Snow Professio-12/19/19 Ice Me	\$637.00		
			<i>Account Subtotals</i>	\$637.00	\$0.00	
1/31/2020			<i>Account Net Change</i>			\$637.00
1/31/2020			<i>Account Ending Balance</i>			\$637.00
<b>10-8100-00</b>						
<b>Account: 10-8100-00 (Capital Assets)</b>						
1/1/2020			<i>Account Beginning Balance</i>			\$1,967.00
1/31/2020			<i>Account Net Change</i>			\$0.00
1/31/2020			<i>Account Ending Balance</i>			\$1,967.00
<b>10-8300-00</b>						
<b>Account: 10-8300-00 (Furniture, Fixtures &amp; Equipment)</b>						
1/1/2020			<i>Account Beginning Balance</i>			\$0.00
1/24/2020	7361-122	Accounts Payable	M & M Office Interio-Study Room Fu	\$3,141.28		
			<i>Account Subtotals</i>	\$3,141.28	\$0.00	
1/31/2020			<i>Account Net Change</i>			\$3,141.28
1/31/2020			<i>Account Ending Balance</i>			\$3,141.28
<b>10-8300-10</b>						
<b>Account: 10-8300-10 (Furniture, Fixtures &amp; Equipment)</b>						
1/1/2020			<i>Account Beginning Balance</i>			\$366.98
1/31/2020			<i>Account Net Change</i>			\$0.00
1/31/2020			<i>Account Ending Balance</i>			\$366.98
<b>10-8300-20</b>						
<b>Account: 10-8300-20 (Furniture, Fixtures &amp; Equipment)</b>						
1/1/2020			<i>Account Beginning Balance</i>			\$928.08
1/31/2020			<i>Account Net Change</i>			\$0.00
1/31/2020			<i>Account Ending Balance</i>			\$928.08
<b>10-8300-40</b>						
<b>Account: 10-8300-40 (Furniture, Fixtures &amp; Equipment)</b>						
1/1/2020			<i>Account Beginning Balance</i>			\$6,093.99
1/31/2020			<i>Account Net Change</i>			\$0.00
1/31/2020			<i>Account Ending Balance</i>			\$6,093.99
<b>10-8400-11</b>						
<b>Account: 10-8400-11 (Technology Hardware)</b>						

**Barrington Public Library District**  
**Account Distribution**  
**General Fund**

<u>Date</u>	<u>Trans.</u>	<u>Journal</u>	<u>Reference</u>	<u>Debit Amount</u>	<u>Credit Amount</u>	<u>Balance</u>
<b>Account: 10-8400-11 (Technology Hardware)</b>						
1/1/2020			<i>Account Beginning Balance</i>			\$55,380.68
1/10/2020	7353-302	Accounts Payable	AVI Systems Inc-Project 947301 - In	\$1,834.10		
			<i>Account Subtotals</i>	\$1,834.10	\$0.00	
1/31/2020			<i>Account Net Change</i>			\$1,834.10
1/31/2020			<i>Account Ending Balance</i>			\$57,214.78
<b>10-8400-12</b>						
<b>Account: 10-8400-12 (Technology Hardware)</b>						
1/1/2020			<i>Account Beginning Balance</i>			\$2,520.81
1/31/2020			<i>Account Net Change</i>			\$0.00
1/31/2020			<i>Account Ending Balance</i>			\$2,520.81
<b>10-8500-10</b>						
<b>Account: 10-8500-10 (Software &amp; Subscriptions)</b>						
1/1/2020			<i>Account Beginning Balance</i>			\$0.00
1/10/2020	7353-207	Accounts Payable	Paycom Payroll LLC-Implementation f	\$3,857.83		
			<i>Account Subtotals</i>	\$3,857.83	\$0.00	
1/31/2020			<i>Account Net Change</i>			\$3,857.83
1/31/2020			<i>Account Ending Balance</i>			\$3,857.83
<b>10-8500-11</b>						
<b>Account: 10-8500-11 (Software &amp; Subscriptions)</b>						
1/1/2020			<i>Account Beginning Balance</i>			\$92,430.49
1/10/2020	7353-1	Accounts Payable	Innovative Interface-Polaris maintenanc	\$27,487.88		
1/24/2020	7361-1	Accounts Payable	CDW Government-Adobe Creative C	\$5,296.43		
1/24/2020	7361-109	Accounts Payable	First Bankcard-Network Solutions Doma	\$38.99		
1/24/2020	7361-111	Accounts Payable	First Bankcard-MxToolbox-Email Syst	\$1,188.00		
1/24/2020	7361-113	Accounts Payable	First Bankcard-Simple Scan Charges f	\$3.50		
			<i>Account Subtotals</i>	\$34,014.80	\$0.00	
1/31/2020			<i>Account Net Change</i>			\$34,014.80
1/31/2020			<i>Account Ending Balance</i>			\$126,445.29
<b>10-8500-13</b>						
<b>Account: 10-8500-13 (Software &amp; Subscriptions)</b>						
1/1/2020			<i>Account Beginning Balance</i>			\$2,707.52
1/24/2020	7361-101	Accounts Payable	First Bankcard-Adobe Stock images su	\$79.99		
1/24/2020	7361-105	Accounts Payable	First Bankcard-Mailchimp-monthly su	\$76.49		
			<i>Account Subtotals</i>	\$156.48	\$0.00	
1/31/2020			<i>Account Net Change</i>			\$156.48
1/31/2020			<i>Account Ending Balance</i>			\$2,864.00
<b>10-9100-00</b>						
<b>Account: 10-9100-00 (Legal fees)</b>						
1/1/2020			<i>Account Beginning Balance</i>			\$4,919.20
1/31/2020			<i>Account Net Change</i>			\$0.00
1/31/2020			<i>Account Ending Balance</i>			\$4,919.20
<b>10-9110-10</b>						

**Barrington Public Library District**  
**Account Distribution**  
**General Fund**

<u>Date</u>	<u>Trans.</u>	<u>Journal</u>	<u>Reference</u>	<u>Debit Amount</u>	<u>Credit Amount</u>	<u>Balance</u>
<b>Account: 10-9110-10 (Legal expenses)</b>						
1/1/2020			<i>Account Beginning Balance</i>			\$403.27
1/31/2020			<i>Account Net Change</i>			\$0.00
1/31/2020			<i>Account Ending Balance</i>			\$403.27
<b>10-9200-10</b>						
<b>Account: 10-9200-10 (Consultant fees)</b>						
1/1/2020			<i>Account Beginning Balance</i>			\$6,710.00
1/10/2020	7353-11	Accounts Payable	Engberg Anderson, In-Project 193063-	\$12,000.00		
1/24/2020	7361-3	Accounts Payable	Engberg Anderson, In-Project 193063.	\$1,200.00		
1/24/2020	7361-5	Accounts Payable	Engberg Anderson, In-Project 193064.	\$3,750.00		
			<i>Account Subtotals</i>	\$16,950.00	\$0.00	
1/31/2020			<i>Account Net Change</i>			\$16,950.00
1/31/2020			<i>Account Ending Balance</i>			\$23,660.00
<b>10-9200-11</b>						
<b>Account: 10-9200-11 (Consultant fees)</b>						
1/1/2020			<i>Account Beginning Balance</i>			\$13,700.00
1/31/2020			<i>Account Net Change</i>			\$0.00
1/31/2020			<i>Account Ending Balance</i>			\$13,700.00
<b>10-9200-13</b>						
<b>Account: 10-9200-13 (Consultant fees)</b>						
1/1/2020			<i>Account Beginning Balance</i>			\$180.00
1/10/2020	7353-205	Accounts Payable	Stephen T Dunn-Web Development wo	\$320.00		
			<i>Account Subtotals</i>	\$320.00	\$0.00	
1/31/2020			<i>Account Net Change</i>			\$320.00
1/31/2020			<i>Account Ending Balance</i>			\$500.00
<b>10-9500-10</b>						
<b>Account: 10-9500-10 (Trustee expense)</b>						
1/1/2020			<i>Account Beginning Balance</i>			\$848.72
1/10/2020	7353-144	Accounts Payable	American Library Ass-ALA membershi	\$122.00		
1/24/2020	7361-83	Accounts Payable	First Bankcard-FTD Flowers-Richard R	\$252.71		
			<i>Account Subtotals</i>	\$374.71	\$0.00	
1/31/2020			<i>Account Net Change</i>			\$374.71
1/31/2020			<i>Account Ending Balance</i>			\$1,223.43
1/1/2020					<i>Fund Beginning Balance</i>	\$2,507,443.82
1/31/2020					<i>Fund Net Change</i>	\$423,842.94
1/31/2020					<i>Fund Ending Balance</i>	\$2,931,286.76
1/1/2020					<i>Grand Total Beginning Balance</i>	\$2,507,443.82
1/31/2020					<i>Grand Total Net Change</i>	\$423,842.94
1/31/2020					<i>Grand Total Ending Balance</i>	\$2,931,286.76

**Barrington Public Library District**  
**Expenditures-Other Funds**  
**For the Period Ended January 31, 2020**

	Actual Month	Actual Y-T-D	% of Annual Budget	Annual Budget	% of Appropriation	Appropriation
<b>Expenditures</b>						
Benefits						
FICA employer	\$13,910.28	\$111,945.39	56.43 %	\$198,374.82		
Medicare employer	\$3,253.19	\$26,180.83	56.43 %	\$46,394.11		
IMRF	\$37,211.48	\$171,455.69	61.23 %	\$280,000.00		
<b>Total Benefits</b>	<b>\$54,374.95</b>	<b>\$309,581.91</b>	<b>58.99 %</b>	<b>\$524,768.93</b>	<b>23.64 %</b>	<b>\$1,309,396.00</b>
Library Materials						
Audio books-spoken	\$479.87	\$5,393.63	53.94 %	\$10,000.00		
CDs	(\$15.24)	\$0.00	0.00 %	\$0.00		
<b>Total Library Materials</b>	<b>\$464.63</b>	<b>\$5,393.63</b>	<b>53.94 %</b>	<b>\$10,000.00</b>	<b>2.92 %</b>	<b>\$184,616.00</b>
Library Programs						
Library programs	\$100.00	\$1,754.34	16.09 %	\$10,900.00		
<b>Total Library Programs</b>	<b>\$100.00</b>	<b>\$1,754.34</b>	<b>16.09 %</b>	<b>\$10,900.00</b>	<b>0.87 %</b>	<b>\$201,232.00</b>
District Admin & Operating Expense						
Business Insurance	\$53,656.98	\$58,749.61	88.35 %	\$66,500.00		
<b>Total District Admin &amp; Operating Expense</b>	<b>\$53,656.98</b>	<b>\$58,749.61</b>	<b>88.35 %</b>	<b>\$66,500.00</b>	<b>57.06 %</b>	<b>\$102,963.00</b>
Facility Operating Expense						
Rental Spaces	\$0.00	\$840.00	100.00 %	\$840.00		
Building maintenance & repair	\$6,129.63	\$57,725.16	39.67 %	\$145,515.00		
Bldg maintenance supplies	\$574.08	\$12,811.36	65.70 %	\$19,500.00		
Repair Contingency	\$7,243.89	\$26,836.23	53.67 %	\$50,000.00		
Equipment maintenance	\$5,648.22	\$56,307.90	43.41 %	\$129,700.00		
Piano maintenance	\$0.00	\$0.00	0.00 %	\$3,000.00		
Traffic light	\$0.00	\$2,733.00	49.69 %	\$5,500.00		
Site maintenance	\$6,852.00	\$42,182.00	54.04 %	\$78,050.00		
Site Contingency	\$0.00	\$810.00	4.05 %	\$20,000.00		
Vehicle operation & maintenance	\$274.87	\$4,651.79	63.72 %	\$7,300.00		
<b>Total Facility Operating Expense</b>	<b>\$26,722.69</b>	<b>\$204,897.44</b>	<b>44.60 %</b>	<b>\$459,405.00</b>	<b>20.09 %</b>	<b>\$1,020,123.00</b>
Capital Assets						
Library Building & Grounds Renovation	\$194,329.36	\$874,562.47	40.06 %	\$2,183,330.00		
<b>Total Capital Assets</b>	<b>\$194,329.36</b>	<b>\$874,562.47</b>	<b>40.06 %</b>	<b>\$2,183,330.00</b>	<b>26.00 %</b>	<b>\$3,363,822.00</b>
Professional Services						
Audit expense	\$0.00	\$12,000.00	96.00 %	\$12,500.00		
<b>Total Professional Services</b>	<b>\$0.00</b>	<b>\$12,000.00</b>	<b>96.00 %</b>	<b>\$12,500.00</b>	<b>85.56 %</b>	<b>\$14,026.00</b>
<b>Total Expenditures</b>	<b>\$329,648.61</b>	<b>\$1,466,939.40</b>	<b>44.90 %</b>	<b>\$3,267,403.93</b>	<b>23.67 %</b>	<b>\$6,196,178.00</b>



**Barrington Public Library District**  
**Account Distribution**  
Other Funds

<u>Date</u>	<u>Trans.</u>	<u>Journal</u>	<u>Reference</u>	<u>Debit Amount</u>	<u>Credit Amount</u>	<u>Balance</u>
<b>30-4500-00</b>						
<b>Account: 30-4500-00 (IMRF)</b>						
1/1/2020			<i>Account Beginning Balance</i>			\$134,244.21
1/28/2020	7377-15	Journal Entry	Payroll funding for 1/31/20 payroll	\$37,211.47		
1/31/2020	7381-2	Journal Entry	Correct for rounding in IMRF payment	\$0.01		
			<i>Account Subtotals</i>	\$37,211.48	\$0.00	
1/31/2020			<i>Account Net Change</i>			\$37,211.48
1/31/2020			<i>Account Ending Balance</i>			\$171,455.69
1/1/2020					<i>Fund Beginning Balance</i>	\$134,244.21
1/31/2020					<i>Fund Net Change</i>	\$37,211.48
1/31/2020					<i>Fund Ending Balance</i>	\$171,455.69
<b>35-4100-00</b>						
<b>Account: 35-4100-00 (FICA employer)</b>						
1/1/2020			<i>Account Beginning Balance</i>			\$98,035.11
1/13/2020	7356-6	Journal Entry	Payroll funding for 1/17/20 payroll	\$6,805.85		
1/28/2020	7377-6	Journal Entry	Payroll funding for 1/31/20 payroll	\$7,104.43		
			<i>Account Subtotals</i>	\$13,910.28	\$0.00	
1/31/2020			<i>Account Net Change</i>			\$13,910.28
1/31/2020			<i>Account Ending Balance</i>			\$111,945.39
<b>35-4200-00</b>						
<b>Account: 35-4200-00 (Medicare employer)</b>						
1/1/2020			<i>Account Beginning Balance</i>			\$22,927.64
1/13/2020	7356-7	Journal Entry	Payroll funding for 1/17/20 payroll	\$1,591.69		
1/28/2020	7377-7	Journal Entry	Payroll funding for 1/31/20 payroll	\$1,661.50		
			<i>Account Subtotals</i>	\$3,253.19	\$0.00	
1/31/2020			<i>Account Net Change</i>			\$3,253.19
1/31/2020			<i>Account Ending Balance</i>			\$26,180.83
1/1/2020					<i>Fund Beginning Balance</i>	\$120,962.75
1/31/2020					<i>Fund Net Change</i>	\$17,163.47
1/31/2020					<i>Fund Ending Balance</i>	\$138,126.22
<b>40-9600-00</b>						
<b>Account: 40-9600-00 (Audit expense)</b>						
1/1/2020			<i>Account Beginning Balance</i>			\$12,000.00
1/31/2020			<i>Account Net Change</i>			\$0.00
1/31/2020			<i>Account Ending Balance</i>			\$12,000.00
1/1/2020					<i>Fund Beginning Balance</i>	\$12,000.00
1/31/2020					<i>Fund Net Change</i>	\$0.00
1/31/2020					<i>Fund Ending Balance</i>	\$12,000.00
<b>50-8200-00</b>						
<b>Account: 50-8200-00 (Library Building &amp; Grounds Renovation)</b>						
1/1/2020			<i>Account Beginning Balance</i>			\$680,233.11

**Barrington Public Library District**  
**Account Distribution**  
**Other Funds**

Date	Trans.	Journal	Reference	Debit Amount	Credit Amount	Balance
<b>Account: 50-8200-00 (Library Building &amp; Grounds Renovation)</b>						
1/10/2020	7353-3	Accounts Payable	Engberg Anderson, In-Project 182960.	\$1,979.20		
1/10/2020	7353-7	Accounts Payable	Engberg Anderson, In-Project 182960.	\$230.00		
1/10/2020	7353-124	Accounts Payable	ShalesMcNutt Constru-2019 Chiller & F	\$186,637.24		
1/10/2020	7353-518	Accounts Payable	Engberg Anderson, In-Project 182960.	\$460.00		
1/10/2020	7353-522	Accounts Payable	Engberg Anderson, In-Project 182960.	\$3,709.20		
1/10/2020	7353-526	Accounts Payable	Engberg Anderson, In-Project 182960.	\$1,313.72		
			<i>Account Subtotals</i>	\$194,329.36	\$0.00	
1/31/2020			<i>Account Net Change</i>			\$194,329.36
1/31/2020			<i>Account Ending Balance</i>			\$874,562.47
1/1/2020					<i>Fund Beginning Balance</i>	\$680,233.11
1/31/2020					<i>Fund Net Change</i>	\$194,329.36
1/31/2020					<i>Fund Ending Balance</i>	\$874,562.47
<b>60-7400-10</b>						
<b>Account: 60-7400-10 (Business Insurance)</b>						
1/1/2020			<i>Account Beginning Balance</i>			\$5,092.63
1/10/2020	7353-21	Accounts Payable	Arthur J. Gallagher -2020 Worker's Co	\$14,470.00		
1/10/2020	7353-25	Accounts Payable	Libraries of Illinois-LIRA Property/Casual	\$38,986.00		
1/24/2020	7361-57	Accounts Payable	LIMRiCC Unemployment-4th Quarter	\$200.98		
			<i>Account Subtotals</i>	\$53,656.98	\$0.00	
1/31/2020			<i>Account Net Change</i>			\$53,656.98
1/31/2020			<i>Account Ending Balance</i>			\$58,749.61
1/1/2020					<i>Fund Beginning Balance</i>	\$5,092.63
1/31/2020					<i>Fund Net Change</i>	\$53,656.98
1/31/2020					<i>Fund Ending Balance</i>	\$58,749.61
<b>70-7300-00</b>						
<b>Account: 70-7300-00 (Rental Spaces)</b>						
1/1/2020			<i>Account Beginning Balance</i>			\$840.00
1/31/2020			<i>Account Net Change</i>			\$0.00
1/31/2020			<i>Account Ending Balance</i>			\$840.00
<b>70-7810-30</b>						
<b>Account: 70-7810-30 (Building maintenance &amp; repair)</b>						
1/1/2020			<i>Account Beginning Balance</i>			\$51,595.53
1/10/2020	7353-84	Accounts Payable	Village of Barrington-Elevator Inspecti	\$50.00		
1/10/2020	7353-197	Accounts Payable	Dust Catchers Inc-Mat service	\$41.25		
1/10/2020	7353-242	Accounts Payable	Orkin Pest Control-January 2020 Pest C	\$147.13		
1/10/2020	7353-384	Accounts Payable	Complete Cleaning Co-Detail scrub a	\$540.00		
1/10/2020	7353-396	Accounts Payable	Complete Cleaning Co-January 2020 C	\$5,135.00		
1/10/2020	7353-400	Accounts Payable	AQUALAB Water Treatm-Water Tr	\$175.00		
1/24/2020	7361-37	Accounts Payable	Dust Catchers Inc-Mat service	\$41.25		
			<i>Account Subtotals</i>	\$6,129.63	\$0.00	
1/31/2020			<i>Account Net Change</i>			\$6,129.63
1/31/2020			<i>Account Ending Balance</i>			\$57,725.16
<b>70-7811-30</b>						
<b>Account: 70-7811-30 (Bldg maintenance supplies)</b>						

**Barrington Public Library District**  
**Account Distribution**  
**Other Funds**

Date	Trans.	Journal	Reference	Debit Amount	Credit Amount	Balance
<b>Account: 70-7811-30 (Bldg maintenance supplies)</b>						
1/1/2020			<i>Account Beginning Balance</i>			\$12,237.28
1/10/2020	7353-140	Accounts Payable	Idlewood Electric Su-Flood Light RA	\$86.94		
1/10/2020	7353-308	Accounts Payable	Barrington Ace LLC-Softener Salt	\$217.34		
1/24/2020	7361-61	Accounts Payable	Facility Solutions G-Light Bulbs	\$269.80		
			<i>Account Subtotals</i>	\$574.08	\$0.00	
1/31/2020			<i>Account Net Change</i>			\$574.08
1/31/2020			<i>Account Ending Balance</i>			\$12,811.36
<b>70-7812-30</b>						
<b>Account: 70-7812-30 (Repair Contingency)</b>						
1/1/2020			<i>Account Beginning Balance</i>			\$19,592.34
1/10/2020	7353-128	Accounts Payable	Complete Cleaning Co-Additional day	\$958.86		
1/10/2020	7353-132	Accounts Payable	Complete Cleaning Co-Additional day	\$517.48		
1/10/2020	7353-136	Accounts Payable	Complete Cleaning Co-Additional day	\$1,217.60		
1/10/2020	7353-201	Accounts Payable	Paice Electric Co.-Install Ballasts & S	\$845.50		
1/10/2020	7353-209	Accounts Payable	A H Office Coffee Se-Unclog Spigot &	\$75.00		
1/10/2020	7353-258	Accounts Payable	Complete Cleaning Co-Additional day	\$974.08		
1/10/2020	7353-388	Accounts Payable	Complete Cleaning Co-Additional ti	\$1,217.60		
1/10/2020	7353-506	Accounts Payable	Complete Cleaning Co-Additional ti	\$945.00		
1/15/2020	7355-1	Journal Entry	Reclassify Complete Cleaning CM068		\$214.44	
1/24/2020	7361-13	Accounts Payable	Complete Cleaning Co-Day Porter 12	\$730.56		
1/24/2020	7363-2	Journal Entry	Reclassify Complete Cleaning Credit M		\$23.35	
			<i>Account Subtotals</i>	\$7,481.68	\$237.79	
1/31/2020			<i>Account Net Change</i>			\$7,243.89
1/31/2020			<i>Account Ending Balance</i>			\$26,836.23
<b>70-7820-10</b>						
<b>Account: 70-7820-10 (Equipment maintenance)</b>						
1/1/2020			<i>Account Beginning Balance</i>			\$50,659.68
1/10/2020	7353-149	Accounts Payable	Genesis Technologies-Printer contract	\$1,355.22		
1/10/2020	7353-392	Accounts Payable	Gregg Communications-Maintenance a	\$4,293.00		
			<i>Account Subtotals</i>	\$5,648.22	\$0.00	
1/31/2020			<i>Account Net Change</i>			\$5,648.22
1/31/2020			<i>Account Ending Balance</i>			\$56,307.90
<b>70-7830-30</b>						
<b>Account: 70-7830-30 (Traffic light)</b>						
1/1/2020			<i>Account Beginning Balance</i>			\$2,733.00
1/31/2020			<i>Account Net Change</i>			\$0.00
1/31/2020			<i>Account Ending Balance</i>			\$2,733.00
<b>70-7840-30</b>						
<b>Account: 70-7840-30 (Site maintenance)</b>						
1/1/2020			<i>Account Beginning Balance</i>			\$35,330.00
1/10/2020	7353-314	Accounts Payable	Damgaard Landscape M-Group 2 Tree	\$4,200.00		
1/10/2020	7353-466	Accounts Payable	Tovar Snow Professio-12/11/19 Ice Me	\$190.00		
1/10/2020	7353-470	Accounts Payable	Tovar Snow Professio-11/1/19 Salt & I	\$380.00		
1/10/2020	7353-474	Accounts Payable	Tovar Snow Professio-11/1/19 Salt, I	\$1,132.00		
1/10/2020	7353-502	Accounts Payable	Tovar Snow Professio-12/2/19 Salt & I	\$380.00		
1/10/2020	7353-514	Accounts Payable	Tovar Snow Professio-12/16/19 Ice Me	\$380.00		

**Barrington Public Library District**  
**Account Distribution**  
**Other Funds**

<u>Date</u>	<u>Trans.</u>	<u>Journal</u>	<u>Reference</u>	<u>Debit Amount</u>	<u>Credit Amount</u>	<u>Balance</u>
<b>Account: 70-7840-30 (Site maintenance)</b>						
1/24/2020	7361-24	Accounts Payable	Tovar Snow Professio-1/4/2020 Saltin	\$190.00		
			<i>Account Subtotals</i>	\$6,852.00	\$0.00	
1/31/2020			<i>Account Net Change</i>			\$6,852.00
1/31/2020			<i>Account Ending Balance</i>			\$42,182.00
<b>70-7841-30</b>						
<b>Account: 70-7841-30 (Site Contingency)</b>						
1/1/2020			<i>Account Beginning Balance</i>			\$810.00
1/31/2020			<i>Account Net Change</i>			\$0.00
1/31/2020			<i>Account Ending Balance</i>			\$810.00
<b>70-7870-00</b>						
<b>Account: 70-7870-00 (Vehicle operation &amp; maintenance)</b>						
1/1/2020			<i>Account Beginning Balance</i>			\$0.00
1/31/2020			<i>Account Net Change</i>			\$0.00
1/31/2020			<i>Account Ending Balance</i>			\$0.00
<b>70-7870-40</b>						
<b>Account: 70-7870-40 (Vehicle operation &amp; maintenance)</b>						
1/1/2020			<i>Account Beginning Balance</i>			\$4,376.92
1/10/2020	7353-236	Accounts Payable	ExxonMobil-Fuel for Van	\$274.87		
			<i>Account Subtotals</i>	\$274.87	\$0.00	
1/31/2020			<i>Account Net Change</i>			\$274.87
1/31/2020			<i>Account Ending Balance</i>			\$4,651.79
1/1/2020					<i>Fund Beginning Balance</i>	\$178,174.75
1/31/2020					<i>Fund Net Change</i>	\$26,722.69
1/31/2020					<i>Fund Ending Balance</i>	\$204,897.44
<b>90-5100-60</b>						
<b>Account: 90-5100-60 (Books)</b>						
1/1/2020			<i>Account Beginning Balance</i>			\$0.00
1/17/2020	7150-1	Journal Entry	Correct Baker & Taylor invoice 203390	\$148.59		
1/17/2020	7150-2	Journal Entry	Correct Baker & Taylor invoice 203390		\$148.59	
1/17/2020	7151-1	Journal Entry	Correct Amazon invoice 073118BB f	\$14.38		
1/17/2020	7151-2	Journal Entry	Correct Amazon invoice 073118BB f		\$14.38	
1/17/2020	7152-1	Journal Entry	Correct OTC to Mary Brennan for wor	\$100.00		
1/17/2020	7152-2	Journal Entry	Correct OTC to Mary Brennan for wor		\$100.00	
			<i>Account Subtotals</i>	\$262.97	\$262.97	
1/31/2020			<i>Account Net Change</i>			\$0.00
1/31/2020			<i>Account Ending Balance</i>			\$0.00
<b>90-5310-20</b>						
<b>Account: 90-5310-20 (Audio books-spoken)</b>						
1/1/2020			<i>Account Beginning Balance</i>			\$4,913.76
1/10/2020	7353-94	Accounts Payable	Midwest Tape-Schutt & YS Audioboo	\$79.98		
1/10/2020	7353-99	Accounts Payable	Midwest Tape-Schutt Audiobooks	\$34.99		
1/10/2020	7353-327	Accounts Payable	Midwest Tape-Schutt & YS audioboo	\$124.97		
1/10/2020	7353-355	Accounts Payable	Midwest Tape-Schutt & YS Audioboo	\$199.94		

**Barrington Public Library District**  
**Account Distribution**  
**Other Funds**

<u>Date</u>	<u>Trans.</u>	<u>Journal</u>	<u>Reference</u>	<u>Debit Amount</u>	<u>Credit Amount</u>	<u>Balance</u>
<b>Account: 90-5310-20 (Audio books-spoken)</b>						
1/10/2020	7353-364	Accounts Payable	Midwest Tape-Schutt & YS Audiobook	\$39.99		
			<i>Account Subtotals</i>	<u>\$479.87</u>	<u>\$0.00</u>	
1/31/2020			<i>Account Net Change</i>			<u>\$479.87</u>
1/31/2020			<i>Account Ending Balance</i>			<u>\$5,393.63</u>
<b>90-5311-60</b>						
<b>Account: 90-5311-60 (CDs)</b>						
1/1/2020			<i>Account Beginning Balance</i>			\$15.24
1/9/2020	7352-2	Journal Entry	Correct coding on Midwest Tape invo		\$15.24	
			<i>Account Subtotals</i>	<u>\$0.00</u>	<u>\$15.24</u>	
1/31/2020			<i>Account Net Change</i>			<u>(\$15.24)</u>
1/31/2020			<i>Account Ending Balance</i>			<u>\$0.00</u>
<b>90-5610-20</b>						
<b>Account: 90-5610-20 (Library programs)</b>						
1/1/2020			<i>Account Beginning Balance</i>			\$658.00
1/10/2020	7353-230	Accounts Payable	Illinois Holocaust M-Donation in hono	\$100.00		
			<i>Account Subtotals</i>	<u>\$100.00</u>	<u>\$0.00</u>	
1/31/2020			<i>Account Net Change</i>			<u>\$100.00</u>
1/31/2020			<i>Account Ending Balance</i>			<u>\$758.00</u>
<b>90-5610-60</b>						
<b>Account: 90-5610-60 (Library programs)</b>						
1/1/2020			<i>Account Beginning Balance</i>			\$996.34
1/31/2020			<i>Account Net Change</i>			<u>\$0.00</u>
1/31/2020			<i>Account Ending Balance</i>			<u>\$996.34</u>
1/1/2020				<i>Fund Beginning Balance</i>		\$6,583.34
1/31/2020				<i>Fund Net Change</i>		<u>\$564.63</u>
1/31/2020				<i>Fund Ending Balance</i>		<u>\$7,147.97</u>
1/1/2020				<i>Grand Total Beginning Balance</i>		\$1,137,290.79
1/31/2020				<i>Grand Total Net Change</i>		<u>\$329,648.61</u>
1/31/2020				<i>Grand Total Ending Balance</i>		<u>\$1,466,939.40</u>

**Barrington Public Library District**  
**Bank Register Report - Operational Checking-Barrington Bank**  
**For the month of January 2019**

<b>Transaction Number</b>	<b>Transaction Date</b>	<b>Reference</b>	<b>Payments</b>	<b>Post Date</b>	<b>Status</b>
8689	01/10/2020	A H Office Coffee Services	\$179.50	01/10/2020	Cleared
8690	01/10/2020	Amazon Capital Services	\$440.33	01/10/2020	Cleared
8691	01/10/2020	Amazon/GECRB	\$704.97	01/10/2020	Cleared
8692	01/10/2020	American Library Association	\$122.00	01/10/2020	Cleared
8693	01/10/2020	AQUALAB Water Treatment	\$175.00	01/10/2020	Cleared
8694	01/10/2020	Arthur J. Gallagher Risk Managment Services, Inc.	\$14,470.00	01/10/2020	Cleared
8695	01/10/2020	AT&T	\$503.10	01/10/2020	Cleared
8696	01/10/2020	AT&T	\$130.51	01/10/2020	Cleared
8697	01/10/2020	AT&T Mobility	\$262.09	01/10/2020	Cleared
8698	01/10/2020	AVI Systems Inc	\$1,834.10	01/10/2020	Cleared
8699	01/10/2020	Baker & Taylor Books	\$21,314.05	01/10/2020	Cleared
8700	01/10/2020	Barrington Ace LLC	\$217.34	01/10/2020	Cleared
8701	01/10/2020	CDW Government	\$27.70	01/10/2020	Cleared
8702	01/10/2020	Complete Cleaning Company	\$11,291.18	01/10/2020	Cleared
8703	01/10/2020	Damgaard Landscape Management	\$4,200.00	01/10/2020	Cleared
8704	01/10/2020	Dust Catchers Inc	\$41.25	01/10/2020	Cleared
8705	01/10/2020	Engberg Anderson, Inc.	\$19,692.12	01/10/2020	Cleared
8706	01/10/2020	ExxonMobil	\$274.87	01/10/2020	Cleared
8707	01/10/2020	Susan Fulcher	\$100.00	01/10/2020	Cleared
8708	01/10/2020	Genesis Technologies, Inc.	\$1,355.22	01/10/2020	Cleared
8709	01/10/2020	Graphic 14	\$279.28	01/10/2020	Cleared
8710	01/10/2020	Gregg Communications	\$4,293.00	01/10/2020	Cleared
8711	01/10/2020	Groot Inc	\$329.52	01/10/2020	Cleared
8712	01/10/2020	Idlewood Electric Supply, Inc	\$86.94	01/10/2020	Cleared
8713	01/10/2020	Illinois Holocaust Museum	\$100.00	01/10/2020	Cleared
8714	01/10/2020	Ingram Library Services	\$541.38	01/10/2020	Cleared
8715	01/10/2020	Innovative Interfaces Inc	\$27,487.88	01/10/2020	Cleared
8716	01/10/2020	Interstate All Battery Center	\$212.08	01/10/2020	Cleared
8717	01/10/2020	Libraries of Illinois Risk Agency	\$38,986.00	01/10/2020	Cleared
8718	01/10/2020	MidAmerican Energy Company	\$7,368.74	01/10/2020	Cleared
8719	01/10/2020	Midwest Tape	\$9,645.85	01/10/2020	Cleared
8720	01/10/2020	Nicor Gas	\$1,769.79	01/10/2020	Cleared
8721	01/10/2020	Orkin Pest Control	\$147.13	01/10/2020	Cleared
8722	01/10/2020	OverDrive Inc.	\$22,850.74	01/10/2020	Cleared
8723	01/10/2020	Paice Electric Co.	\$845.50	01/10/2020	Outstanding
8724	01/10/2020	Paycom Payroll LLC	\$3,857.83	01/10/2020	Cleared
8725	01/10/2020	Recorded Books, LLC	\$41.40	01/10/2020	Cleared
8726	01/10/2020	ShalesMcNutt Construction	\$186,637.24	01/10/2020	Cleared
8727	01/10/2020	Skillsoft Corp	\$13,177.88	01/10/2020	Cleared
8728	01/10/2020	Stephen T Dunn	\$320.00	01/10/2020	Cleared
8729	01/10/2020	Technology Management Rev Fund	\$950.00	01/10/2020	Cleared
8730	01/10/2020	Thomas Klise/Crimson Multimedia	\$810.39	01/10/2020	Cleared
8731	01/10/2020	Tovar Snow Professionals	\$2,462.00	01/10/2020	Cleared
8732	01/10/2020	United States Postal Service	\$925.00	01/10/2020	Cleared
8733	01/10/2020	Village of Barrington	\$50.00	01/10/2020	Cleared
8734	01/10/2020	Village of Barrington	\$533.03	01/10/2020	Cleared
8735	01/10/2020	Wellness Insurance Network	\$25,957.22	01/10/2020	Cleared
8736	01/10/2020	Midwest Tape	\$17,000.00	01/10/2020	Cleared
8737	01/21/2020	Ellie Kim	\$59.99	01/21/2020	Outstanding
8738	01/21/2020	Karin Olson	\$16.99	01/21/2020	Cleared

**Barrington Public Library District**  
**Bank Register Report - Operational Checking-Barrington Bank**  
For the month of January 2019

Transaction Number	Transaction Date	Reference	Payments	Post Date	Status
8739	01/21/2020	Sally L. Robinson	\$14.95	01/21/2020	Outstanding
8740	01/21/2020	Margaret Cournoyer	\$15.99	01/21/2020	Outstanding
8741	01/21/2020	North Central Regional Library	\$20.00	01/21/2020	Outstanding
8742	01/24/2020	A H Office Coffee Services	\$24.00	01/24/2020	Cleared
8743	01/24/2020	Amazon Capital Services	\$225.73	01/24/2020	Cleared
8744	01/24/2020	Amazon/GECRB	\$382.96	01/24/2020	Cleared
8745	01/24/2020	Barrington Area Chamber of Commerce	\$30.00	01/24/2020	Cleared
8746	01/24/2020	Call One	\$954.05	01/24/2020	Outstanding
8747	01/24/2020	CareerBuilder Employment Screening LLC	\$154.00	01/24/2020	Cleared
8748	01/24/2020	CBT Nuggets LLC	\$2,396.00	01/24/2020	Outstanding
8749	01/24/2020	CDW Government	\$5,296.43	01/24/2020	Cleared
8750	01/24/2020	Comcast	\$446.19	01/24/2020	Outstanding
8751	01/24/2020	Complete Cleaning Company	\$707.21	01/24/2020	Cleared
8752	01/24/2020	Dan Laib Studios	\$450.00	01/24/2020	Outstanding
8753	01/24/2020	Demco	\$427.95	01/24/2020	Outstanding
8754	01/24/2020	Dust Catchers Inc	\$41.25	01/24/2020	Cleared
8755	01/24/2020	Engberg Anderson, Inc.	\$4,950.00	01/24/2020	Outstanding
8756	01/24/2020	Facility Solutions Group Inc	\$269.80	01/24/2020	Outstanding
8757	01/24/2020	First Bankcard	\$4,598.23	01/24/2020	Cleared
8758	01/24/2020	Skip Griparis	\$400.00	01/24/2020	Outstanding
8759	01/24/2020	Innovative Users Group	\$110.00	01/24/2020	Outstanding
8760	01/24/2020	LIMRiCC Unemployment Compensation Group Account	\$200.98	01/24/2020	Cleared
8761	01/24/2020	Mary Loughman	\$100.00	01/24/2020	Outstanding
8762	01/24/2020	M & M Office Interiors	\$3,141.28	01/24/2020	Outstanding
8763	01/24/2020	One Earth Film Festival	\$500.00	01/24/2020	Outstanding
8764	01/24/2020	Peter P. Oprisko II	\$995.00	01/24/2020	Outstanding
8765	01/24/2020	Thomson Reuters-West Publishing	\$496.96	01/24/2020	Cleared
8766	01/24/2020	Tovar Snow Professionals	\$827.00	01/24/2020	Cleared
8767	01/24/2020	Wired Lotus	\$150.00	01/24/2020	Outstanding

**TOTAL CHECKS WRITTEN FOR JANUARY 2020**

**\$473,404.09**



## Transfer Approval Confirmation

The requests below have been transmitted successfully.

Transmitted: 01/13/2020 04:27:48 PM (ET)

Transmitted by: [REDACTED]

<i>From Account</i>	<i>To Account</i>	<i>Amount</i>	<i>Confirmation</i>	<i>Approval Status</i>
Operating Account - Checking - *8985	Payroll Account - Checking - *1236	\$113,680.60	321178781	1 of 1 received
	Total	\$113,680.60		





## Transfer Approval Confirmation

The requests below have been transmitted successfully.

Transmitted: 01/28/2020 11:43:08 AM (ET)

Transmitted by: 

<i>From Account</i>	<i>To Account</i>	<i>Amount</i>	<i>Confirmation</i>	<i>Approval Status</i>
Operating Account - Checking - *8965	Payroll Account - Checking - *1236	\$172,058.63	480100705	1 of 1 received
	Total	\$172,058.63		



## Transfer Approval Confirmation

The requests below have been transmitted successfully.

Transmitted: 01/28/2020 11:12:36 AM (ET)

Transmitted by: [REDACTED]

<i>From Account</i>	<i>To Account</i>	<i>Amount</i>	<i>Confirmation</i>	<i>Approval Status</i>
Barrington Library - Maxsafe - Savings - *2781	Operating Account - Checking - *8965	\$615,000.00	4128993928	1 of 1 received
	Total	\$615,000.00		



## Completed Transfer Details - Internal

### Request Details

---

From Account: Merchant Account - Checking - \*1244  
To Account: Operating Account - Checking - \*8965  
Amount: \$9,635.90  
Description: Transfer to Operating Account  
Confirmation Number: 2626533977

### Approval History Information

---

Approval status: 1 of 1 received


Action	User ID	DateTime
Enter Request	[REDACTED]	01/28/2020 10:17:09 AM (ET)
Approve/Transmit Request	[REDACTED]	01/28/2020 11:12:12 AM (ET)

---

# Illinois Municipal Retirement Fund System

## Payment Acknowledgement 01/30/2020 10:52:17

Your Reference Number is: 02214

<b>Business Name:</b>	BARRINGTON PUBLIC LIB DIST
<b>IMRF EFT Number:</b>	
<b>Payment Type Description:</b>	Wage Report Contribution (Regular Contribution, SLEP, ECO I, ECO II, Minimum Contribution)
<b>Month and Year during which the wages were paid:</b>	0120
<b>Payment Amount:</b>	53982.59
<b>Bank Account Debit Date:</b>	013120

**Barrington Public Library District  
Encumbrances  
January 31, 2020**

Materials

Library Materials Expenditures at 1/31/20 per Expenditures Report	413,973.67
Encumbered Materials -1/31/20	84,837.54
Encumbered e-Materials - 1/31/20	13,351.54
Total	<u>512,162.75</u>
Library Materials Working Budget	<u>833,794.63</u>
Estimated % to Budget	<u><u>61.43%</u></u>

Programs

Library Program Expenditures at 1/31/20 per Expenditures Report	27,633.51
Encumbered Programs - 1/31/20	4,140.23
Total	<u>31,773.74</u>
Library Programs Working Budget	<u>79,325.00</u>
Estimated % to Budget	<u><u>40.06%</u></u>